

Product datasheet for **TA349876S**

DCTN4 Rabbit Polyclonal Antibody

Product data:

Product Type:	Primary Antibodies
Applications:	IHC
Recommended Dilution:	IHC: 100-300 Positive control: Human ovarian cancer Predicted cell location: Nucleus
Reactivity:	Human, Mouse, Rat
Host:	Rabbit
Isotype:	IgG
Clonality:	Polyclonal
Immunogen:	Fusion protein of human DCTN4
Formulation:	pH7.4 PBS, 0.05% NaN ₃ , 40% Glycerol
Purification:	Antigen affinity purification
Conjugation:	Unconjugated
Storage:	Store at -20°C as received.
Stability:	Stable for 12 months from date of receipt.
Gene Name:	dynactin subunit 4
Database Link:	NP_057305 Entrez Gene 67665 Mouse Entrez Gene 84428 Rat Entrez Gene 51164 Human Q9UJW0

Background: Dynactin is a multisubunit complex and a required cofactor for most, or all, of the cellular processes powered by the microtubule-based motor cytoplasmic dynein . Dynactin contains a short actin-related protein 1 (Arp1) filament with capZ at the barbed end and p62 at the pointed end . The p62 subunit is an integral component of 20 S dynactin with a highly conserved cysteine-rich motif that interacts directly with Arp1. Dynactin p62 has a punctate cytoplasmic distribution as well as centrosomal distribution typical of dynactin . In addition, Dynactin p62 is distributed in the nucleus at very high expression levels . Due to the structural composition of dynactin, the p62 subunit is implicated in Arp1 pointed-end binding and in linking dynein and dynactin to the cortical cytoskeleton.

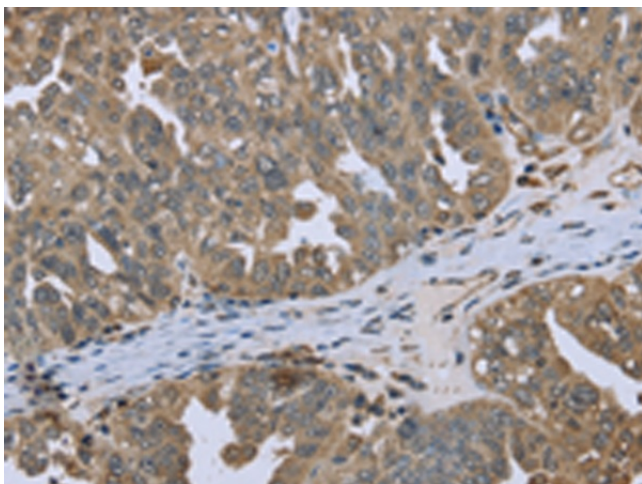


[View online »](#)

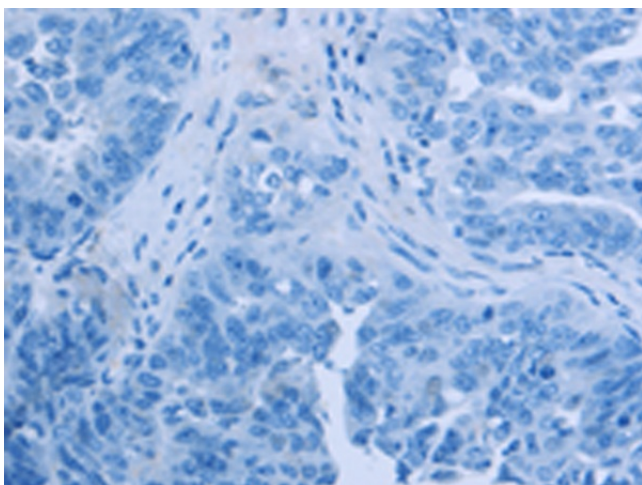
Synonyms: DYN4; P62

Protein Pathways: Huntington's disease

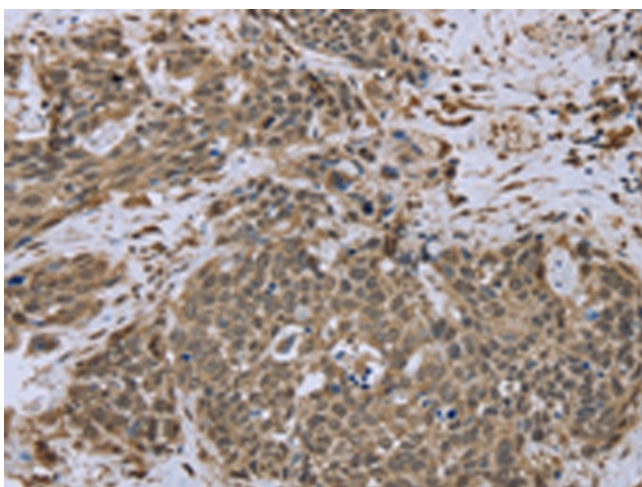
Product images:



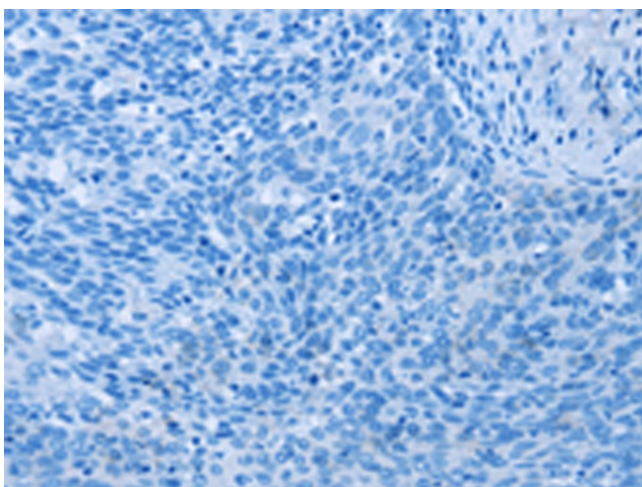
Immunohistochemistry of paraffin-embedded Human ovarian cancer tissue using [TA349876] (DCTN4 Antibody) at dilution 1/50 (Original magnification: x200)



Immunohistochemistry of paraffin-embedded Human ovarian cancer tissue using [TA349876] (DCTN4 Antibody) at dilution 1/50, treated with fusion protein. (Original magnification: x200)



Immunohistochemistry of paraffin-embedded Human cervical cancer tissue using [TA349876] (DCTN4 Antibody) at dilution 1/50 (Original magnification: ×200)



Immunohistochemistry of paraffin-embedded Human cervical cancer tissue using [TA349876] (DCTN4 Antibody) at dilution 1/50, treated with fusion protein. (Original magnification: ×200)