

## Product datasheet for **TA349864**

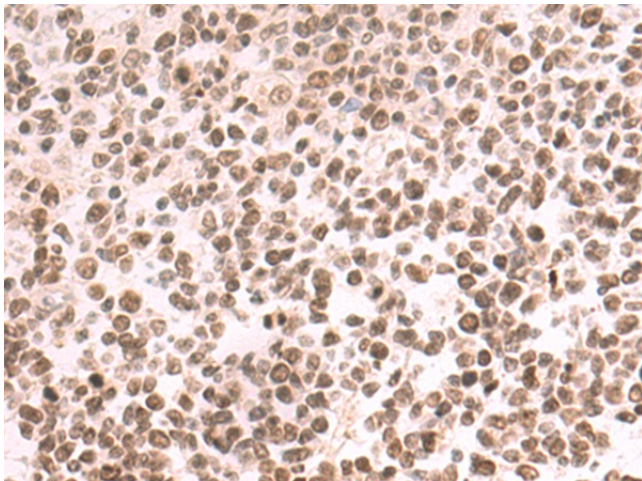
### DACH1 Rabbit Polyclonal Antibody

#### Product data:

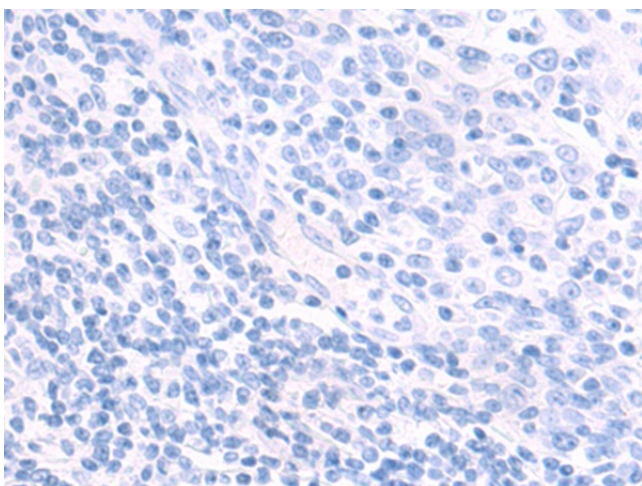
Product Type:	Primary Antibodies
Applications:	IHC
Recommended Dilution:	IHC: 50-200 Positive control: Human tonsil Predicted cell location: Nucleus
Reactivity:	Human, Mouse
Host:	Rabbit
Isotype:	IgG
Clonality:	Polyclonal
Immunogen:	Fusion protein of human DACH1
Formulation:	pH7.4 PBS, 0.05% NaN <sub>3</sub> , 40% Glycerol
Concentration:	lot specific
Purification:	Antigen affinity purification
Conjugation:	Unconjugated
Storage:	Store at -20°C as received.
Stability:	Stable for 12 months from date of receipt.
Gene Name:	dachshund family transcription factor 1
Database Link:	<a href="#">NP_542937</a> <a href="#">Entrez Gene 13134 Mouse</a> <a href="#">Entrez Gene 1602 Human</a> <a href="#">Q9UI36</a>
Background:	This gene encodes a chromatin-associated protein that associates with other DNA-binding transcription factors to regulate gene expression and cell fate determination during development. The protein contains a Ski domain that is highly conserved from Drosophila to human. Expression of this gene is lost in some forms of metastatic cancer, and is correlated with poor prognosis. Multiple transcript variants encoding different isoforms have been found for this gene.
Synonyms:	DACH
Protein Families:	Transcription Factors



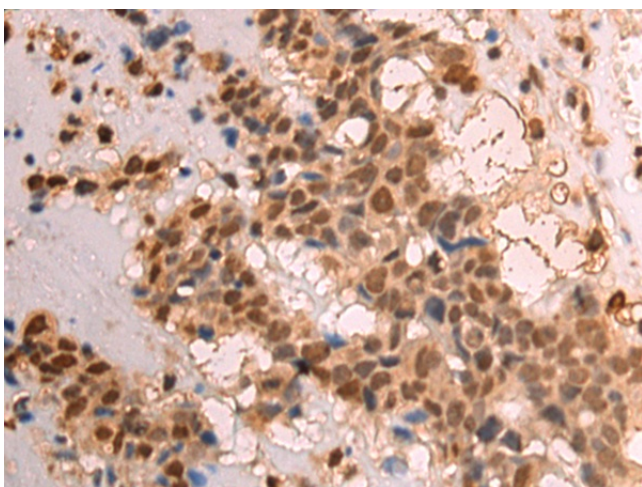
[View online »](#)

**Product images:**

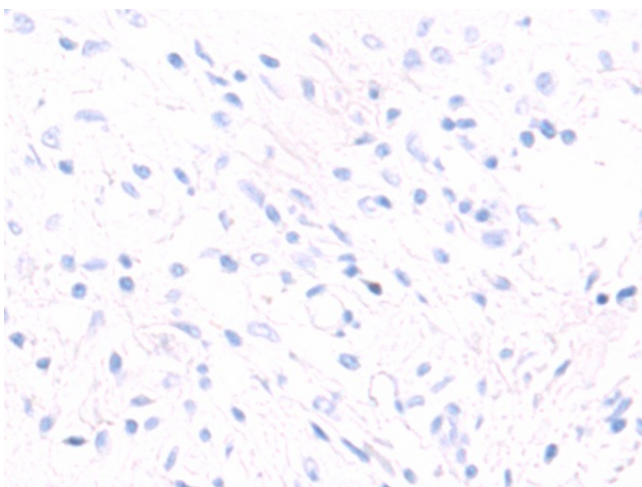
Immunohistochemistry of paraffin-embedded Human tonsil tissue using TA349864 (DACH1 Antibody) at dilution 1/70 (Original magnification: ×200)



Immunohistochemistry of paraffin-embedded Human tonsil tissue using TA349864 (DACH1 Antibody) at dilution 1/70, treated with fusion protein. (Original magnification: ×200)



Immunohistochemistry of paraffin-embedded Human breast cancer tissue using TA349864 (DACH1 Antibody) at dilution 1/70 (Original magnification:  $\times 200$ )



Immunohistochemistry of paraffin-embedded Human breast cancer tissue using TA349864 (DACH1 Antibody) at dilution 1/70, treated with fusion protein. (Original magnification:  $\times 200$ )