

Product datasheet for **TA349781S**

CD46 Rabbit Polyclonal Antibody

Product data:

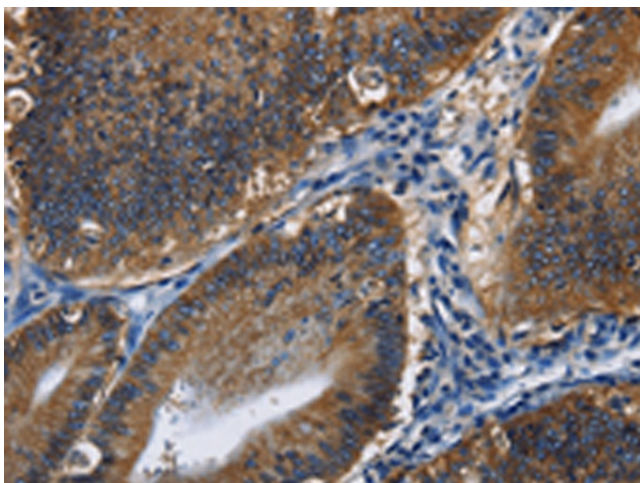
Product Type:	Primary Antibodies
Applications:	IHC
Recommended Dilution:	IHC: 25-100 Positive control: Human colon cancer Predicted cell location: Cytoplasm
Reactivity:	Human
Host:	Rabbit
Isotype:	IgG
Clonality:	Polyclonal
Immunogen:	Fusion protein of human CD46
Formulation:	pH7.4 PBS, 0.05% NaN ₃ , 40% Glycerol
Purification:	Antigen affinity purification
Conjugation:	Unconjugated
Storage:	Store at -20°C as received.
Stability:	Stable for 12 months from date of receipt.
Gene Name:	CD46 molecule
Database Link:	NP_758860 Entrez Gene 4179 Human P15529
Background:	The protein encoded by this gene is a type I membrane protein and is a regulatory part of the complement system. The encoded protein has cofactor activity for inactivation of complement components C3b and C4b by serum factor I, which protects the host cell from damage by complement. In addition, the encoded protein can act as a receptor for the Edmonston strain of measles virus, human herpesvirus-6, and type IV pili of pathogenic <i>Neisseria</i> . Finally, the protein encoded by this gene may be involved in the fusion of the spermatozoa with the oocyte during fertilization.
Synonyms:	AHUS2; MCP; MIC10; TLX; TRA2.10
Protein Families:	Druggable Genome, Transmembrane



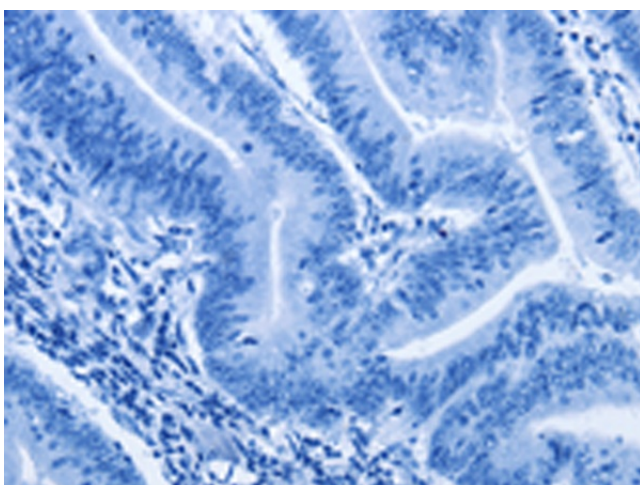
[View online »](#)

Protein Pathways: Complement and coagulation cascades

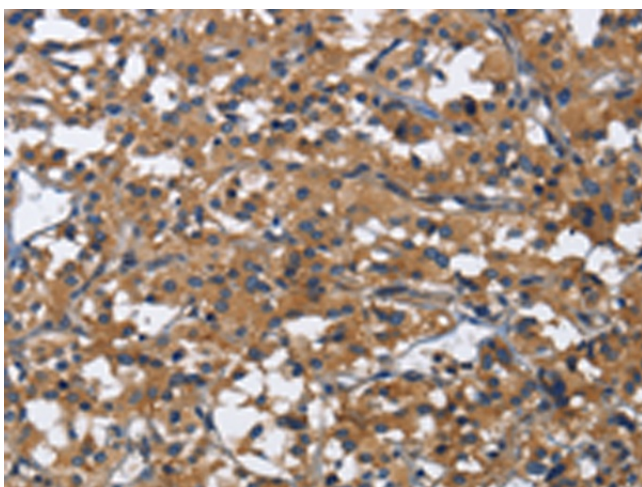
Product images:



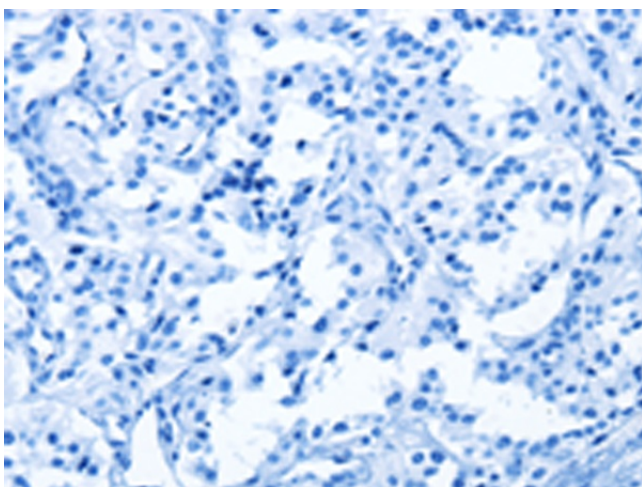
Immunohistochemistry of paraffin-embedded Human colon cancer tissue using [TA349781] (CD46 Antibody) at dilution 1/30 (Original magnification: $\times 200$)



Immunohistochemistry of paraffin-embedded Human colon cancer tissue using [TA349781] (CD46 Antibody) at dilution 1/30, treated with fusion protein. (Original magnification: $\times 200$)



Immunohistochemistry of paraffin-embedded Human thyroid cancer tissue using [TA349781] (CD46 Antibody) at dilution 1/30 (Original magnification: x200)



Immunohistochemistry of paraffin-embedded Human thyroid cancer tissue using [TA349781] (CD46 Antibody) at dilution 1/30, treated with fusion protein. (Original magnification: x200)