

## Product datasheet for **TA349670S**

### Serotonin N acetyltransferase (AANAT) Rabbit Polyclonal Antibody

#### Product data:

Product Type:	Primary Antibodies
Applications:	IHC
Recommended Dilution:	IHC: 50-200 Positive control: Human liver cancer Predicted cell location: Cytoplasm
Reactivity:	Human, Mouse, Rat
Host:	Rabbit
Isotype:	IgG
Clonality:	Polyclonal
Immunogen:	Fusion protein of human AANAT
Formulation:	pH7.4 PBS, 0.05% NaN <sub>3</sub> , 40% Glycerol
Purification:	Antigen affinity purification
Conjugation:	Unconjugated
Storage:	Store at -20°C as received.
Stability:	Stable for 12 months from date of receipt.
Gene Name:	aralkylamine N-acetyltransferase
Database Link:	<a href="#">NP_001079</a> <a href="#">Entrez Gene 15 Human</a> <a href="#">Q16613</a>

**Background:** The protein encoded by this gene belongs to the acetyltransferase superfamily. It is the penultimate enzyme in melatonin synthesis and controls the night/day rhythm in melatonin production in the vertebrate pineal gland. Melatonin is essential for the function of the circadian clock that influences activity and sleep. This enzyme is regulated by cAMP-dependent phosphorylation that promotes its interaction with 14-3-3 proteins and thus protects the enzyme against proteasomal degradation. This gene may contribute to numerous genetic diseases such as delayed sleep phase syndrome. Alternatively spliced transcript variants encoding different isoforms have been found for this gene.

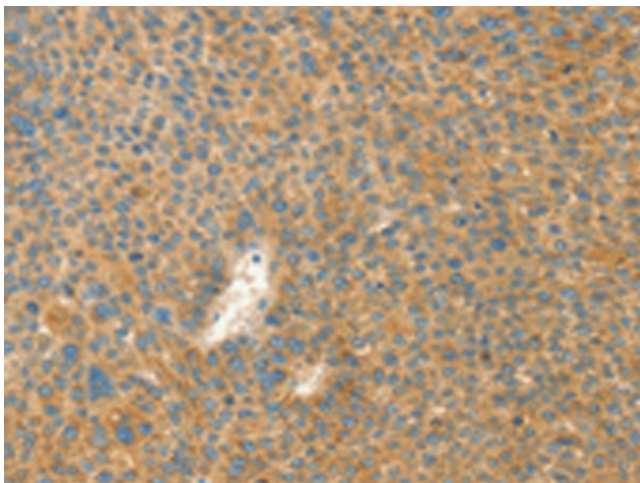
**Synonyms:** DSPS; SNAT



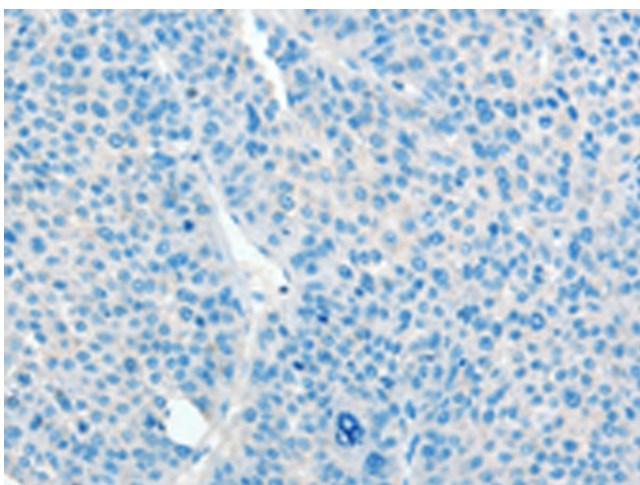
[View online »](#)

Protein Pathways: Metabolic pathways, Tryptophan metabolism

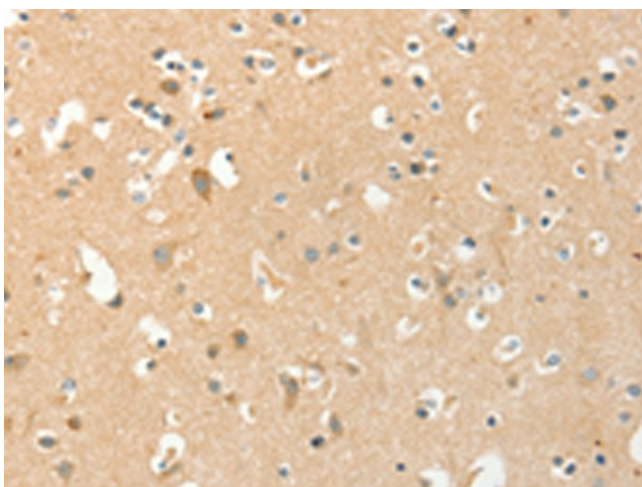
### Product images:



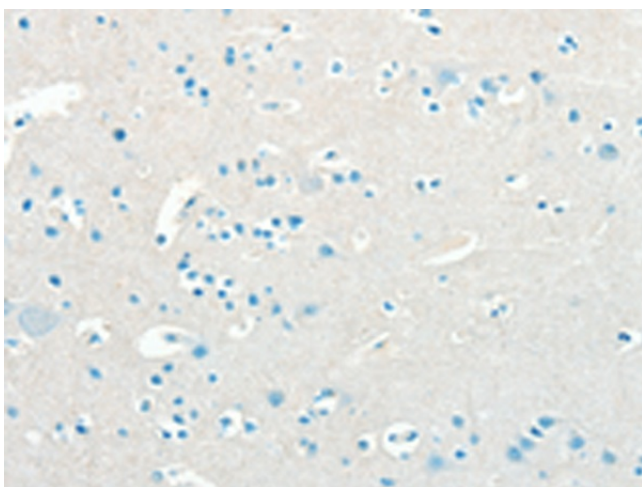
Immunohistochemistry of paraffin-embedded Human liver cancer tissue using [TA349670] (AANAT Antibody) at dilution 1/40 (Original magnification:  $\times 200$ )



Immunohistochemistry of paraffin-embedded Human liver cancer tissue using [TA349670] (AANAT Antibody) at dilution 1/40, treated with fusion protein. (Original magnification:  $\times 200$ )



Immunohistochemistry of paraffin-embedded Human brain tissue using [TA349670] (AANAT Antibody) at dilution 1/40 (Original magnification: ×200)



Immunohistochemistry of paraffin-embedded Human brain tissue using [TA349670] (AANAT Antibody) at dilution 1/40, treated with fusion protein. (Original magnification: ×200)