

Product datasheet for **TA349645S**

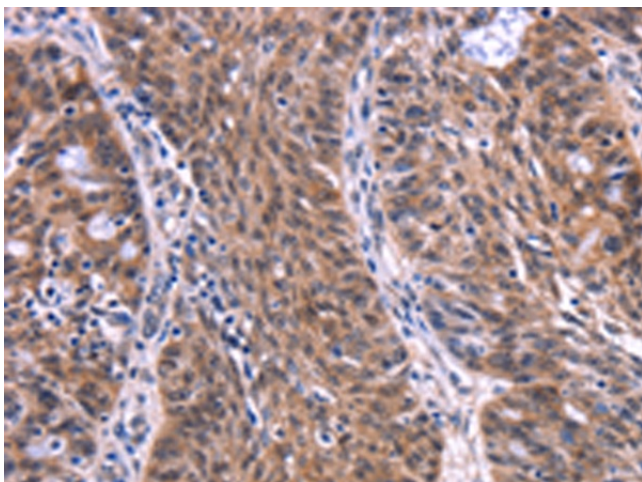
GCN2 (EIF2AK4) Rabbit Polyclonal Antibody

Product data:

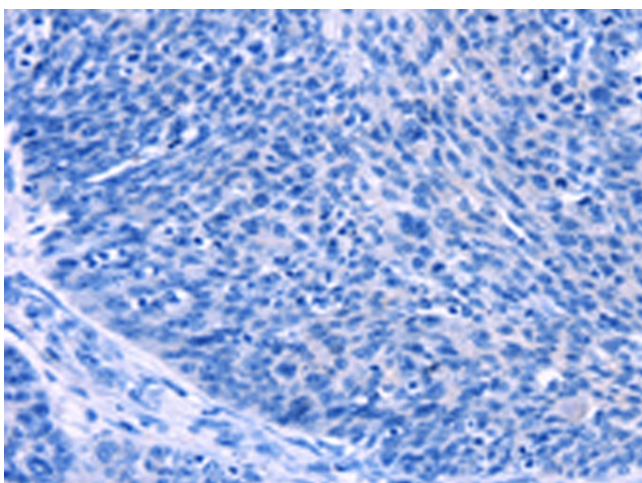
Product Type:	Primary Antibodies
Applications:	IHC
Recommended Dilution:	IHC: 50-200 Positive control: Human ovarian cancer Predicted cell location: Cytoplasm
Reactivity:	Human, Mouse
Host:	Rabbit
Isotype:	IgG
Clonality:	Polyclonal
Immunogen:	Fusion protein of human EIF2AK4
Formulation:	pH7.4 PBS, 0.05% NaN ₃ , 40% Glycerol
Purification:	Antigen affinity purification
Conjugation:	Unconjugated
Storage:	Store at -20°C as received.
Stability:	Stable for 12 months from date of receipt.
Gene Name:	eukaryotic translation initiation factor 2 alpha kinase 4
Database Link:	NP_001013725 Entrez Gene 440275 Human Q9P2K8
Background:	EIF2AK4 belongs to a family of kinases that phosphorylate the alpha subunit of eukaryotic translation initiation factor-2 (EIF2S1; MIM 603907) to downregulate protein synthesis in response to varied cellular stresses
Synonyms:	GCN2; PVOD2
Protein Families:	Druggable Genome, Protein Kinase



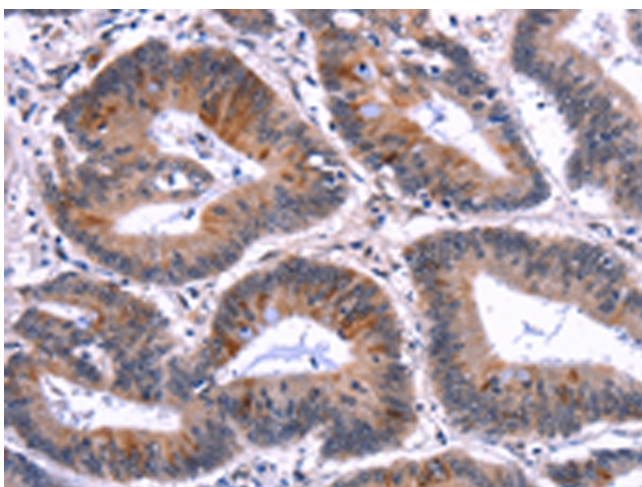
[View online »](#)

Product images:

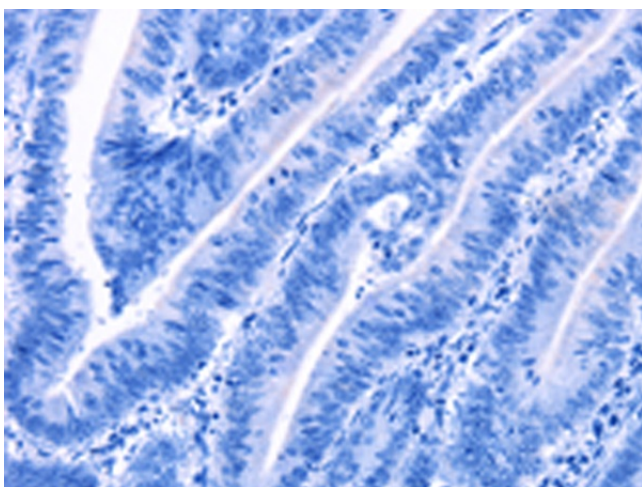
Immunohistochemistry of paraffin-embedded Human ovarian cancer tissue using [TA349645] (EIF2AK4 Antibody) at dilution 1/50 (Original magnification: $\times 200$)



Immunohistochemistry of paraffin-embedded Human ovarian cancer tissue using [TA349645] (EIF2AK4 Antibody) at dilution 1/50, treated with fusion protein. (Original magnification: $\times 200$)



Immunohistochemistry of paraffin-embedded Human colon cancer tissue using [TA349645] (EIF2AK4 Antibody) at dilution 1/50 (Original magnification: $\times 200$)



Immunohistochemistry of paraffin-embedded Human colon cancer tissue using [TA349645] (EIF2AK4 Antibody) at dilution 1/50, treated with fusion protein. (Original magnification: $\times 200$)