

## Product datasheet for **TA349558S**

### USP2 Rabbit Polyclonal Antibody

#### Product data:

Product Type:	Primary Antibodies
Applications:	IHC
Recommended Dilution:	IHC: 50-200 Positive control: Human cervical cancer Predicted cell location: Cytoplasm
Reactivity:	Human, Mouse, Rat
Host:	Rabbit
Isotype:	IgG
Clonality:	Polyclonal
Immunogen:	Fusion protein of human USP2
Formulation:	pH7.4 PBS, 0.05% NaN <sub>3</sub> , 40% Glycerol
Purification:	Antigen affinity purification
Conjugation:	Unconjugated
Storage:	Store at -20°C as received.
Stability:	Stable for 12 months from date of receipt.
Gene Name:	ubiquitin specific peptidase 2
Database Link:	<a href="#">NP_004196</a> <a href="#">Entrez Gene 53376 Mouse</a> <a href="#">Entrez Gene 115771 Rat</a> <a href="#">Entrez Gene 9099 Human</a> <a href="#">O75604</a>

**Background:** This gene encodes a member of the family of de-ubiquitinating enzymes, which belongs to the peptidase C19 superfamily. The encoded protein is a ubiquitin-specific protease which is required for TNF-alpha (tumor necrosis factor alpha) -induced NF-kB (nuclear factor kB) signaling. This protein deubiquitinates polyubiquitinated target proteins such as fatty acid synthase, murine double minute 2 (MDM2), MDM4/MDMX and cyclin D1. MDM2 and MDM4 are negative regulators of the p53 tumor suppressor and cyclin D1 is required for cell cycle G1/S transition. Multiple alternatively spliced transcript variants encoding different isoforms have been identified.

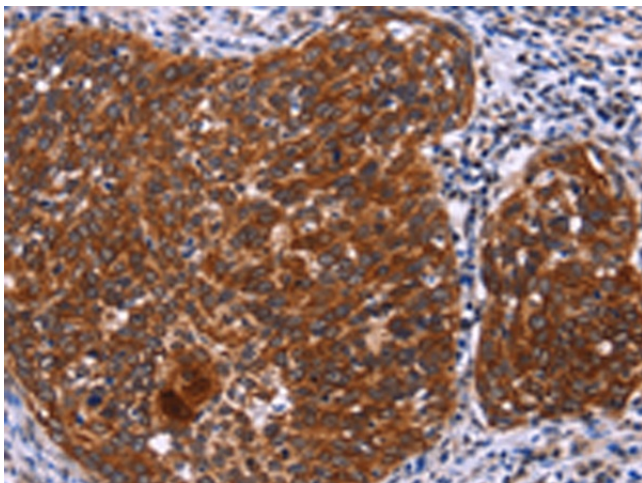
**Synonyms:** UBP41; USP9



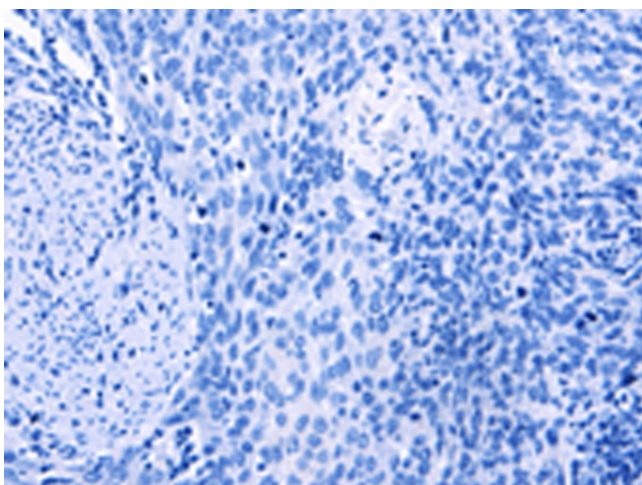
[View online »](#)

Protein Families: Protease

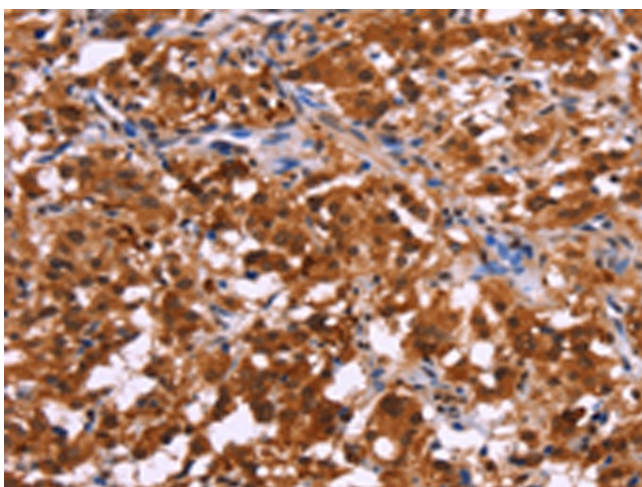
### Product images:



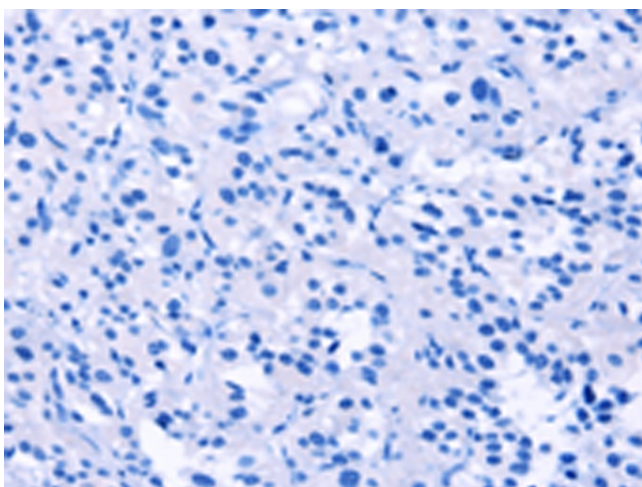
Immunohistochemistry of paraffin-embedded Human cervical cancer tissue using [TA349558] (USP2 Antibody) at dilution 1/40 (Original magnification:  $\times 200$ )



Immunohistochemistry of paraffin-embedded Human cervical cancer tissue using [TA349558] (USP2 Antibody) at dilution 1/40, treated with fusion protein. (Original magnification:  $\times 200$ )



Immunohistochemistry of paraffin-embedded Human thyroid cancer tissue using [TA349558] (USP2 Antibody) at dilution 1/40 (Original magnification:  $\times 200$ )



Immunohistochemistry of paraffin-embedded Human thyroid cancer tissue using [TA349558] (USP2 Antibody) at dilution 1/40, treated with fusion protein. (Original magnification:  $\times 200$ )