

Product datasheet for **TA349532S**

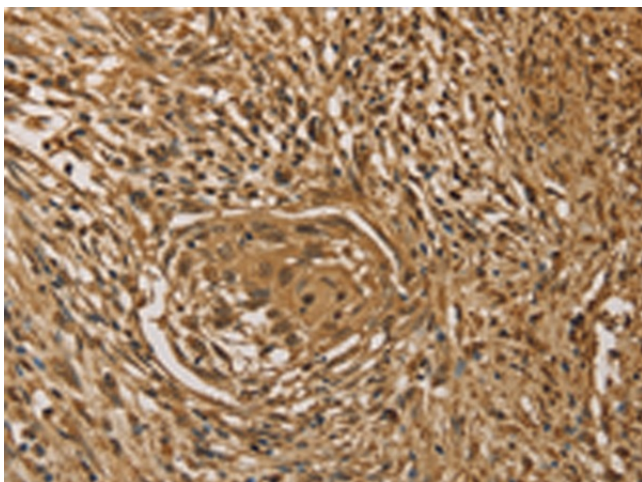
PRDM14 Rabbit Polyclonal Antibody

Product data:

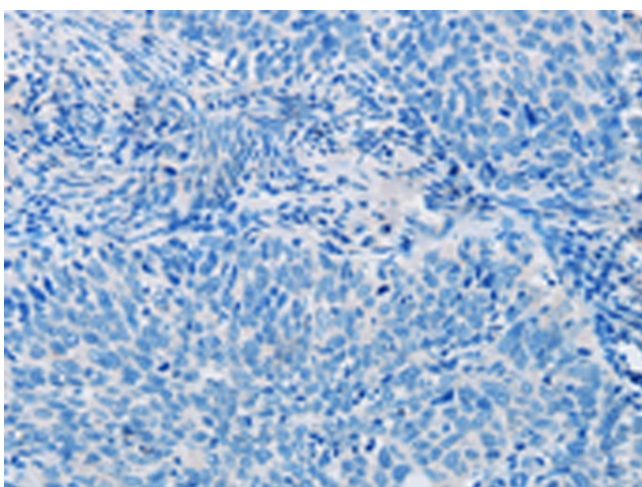
Product Type:	Primary Antibodies
Applications:	IHC
Recommended Dilution:	IHC: 100-300 Positive control: Human cervical cancer Predicted cell location: Nucleus
Reactivity:	Human, Mouse
Host:	Rabbit
Isotype:	IgG
Clonality:	Polyclonal
Immunogen:	Fusion protein of human PRDM14
Formulation:	pH7.4 PBS, 0.05% NaN ₃ , 40% Glycerol
Purification:	Antigen affinity purification
Conjugation:	Unconjugated
Storage:	Store at -20°C as received.
Stability:	Stable for 12 months from date of receipt.
Gene Name:	PR domain 14
Database Link:	NP_078780 Entrez Gene 383491 Mouse Entrez Gene 63978 Human Q9GZV8
Background:	This gene encodes a member of the PRDI-BF1 and RIZ homology domain containing (PRDM) family of transcriptional regulators. The encoded protein may possess histone methyltransferase activity and plays a critical role in cell pluripotency by suppressing the expression of differentiation marker genes. Expression of this gene may play a role in breast cancer
Synonyms:	PFM11
Protein Families:	Transcription Factors



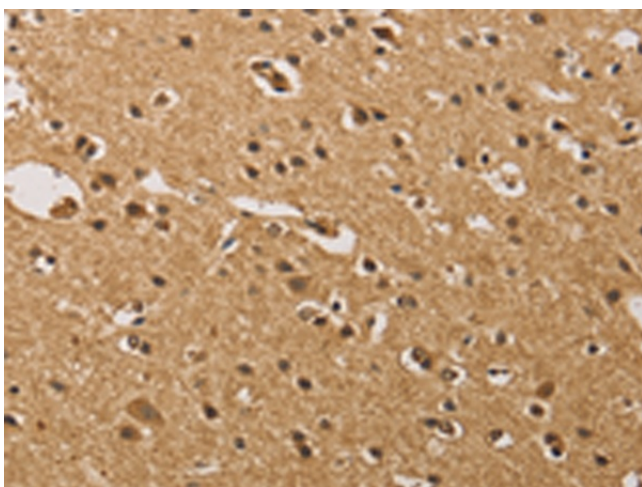
[View online »](#)

Product images:

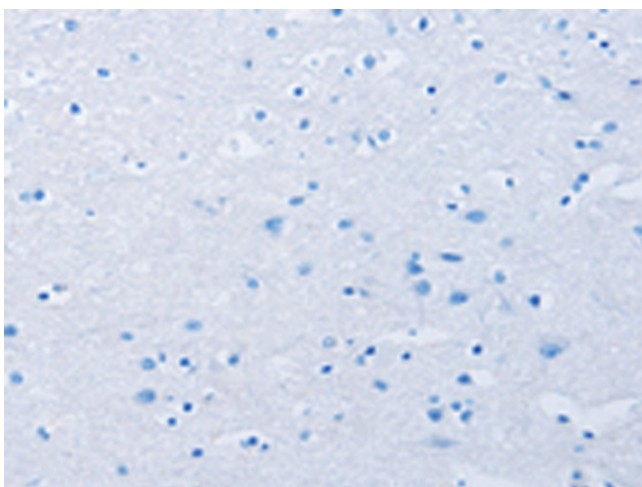
Immunohistochemistry of paraffin-embedded Human cervical cancer tissue using [TA349532] (PRDM14 Antibody) at dilution 1/40 (Original magnification: $\times 200$)



Immunohistochemistry of paraffin-embedded Human cervical cancer tissue using [TA349532] (PRDM14 Antibody) at dilution 1/40, treated with fusion protein. (Original magnification: $\times 200$)



Immunohistochemistry of paraffin-embedded Human brain tissue using [TA349532] (PRDM14 Antibody) at dilution 1/40 (Original magnification: x200)



Immunohistochemistry of paraffin-embedded Human brain tissue using [TA349532] (PRDM14 Antibody) at dilution 1/40, treated with fusion protein. (Original magnification: x200)