

Product datasheet for **TA349504S**

ARHGAP15 Rabbit Polyclonal Antibody

Product data:

Product Type:	Primary Antibodies
Applications:	IHC, WB
Recommended Dilution:	WB: 200-1000 WB positive control: Jurkat and 293T cells IHC: 50-200 Positive control: Human thyroid cancer Predicted cell location: Cytoplasm
Reactivity:	Human, Mouse, Rat
Host:	Rabbit
Isotype:	IgG
Clonality:	Polyclonal
Immunogen:	Fusion protein of human ARHGAP15
Formulation:	pH7.4 PBS, 0.05% NaN ₃ , 40% Glycerol
Purification:	Antigen affinity purification
Conjugation:	Unconjugated
Storage:	Store at -20°C as received.
Stability:	Stable for 12 months from date of receipt.
Predicted Protein Size:	55 kDa
Gene Name:	Rho GTPase activating protein 15
Database Link:	NP_060930 Entrez Gene 55843 Human Q53QZ3
Background:	RHO GTPases regulate diverse biologic processes, and their activity is regulated by RHO GTPase-activating proteins (GAPs), such as ARHGAP15. GTPase activator for the Rho-type GTPases by converting them to an inactive GDP-bound state. Has activity toward RAC1. Overexpression results in an increase in actin stress fibers and cell contraction.
Synonyms:	BM046

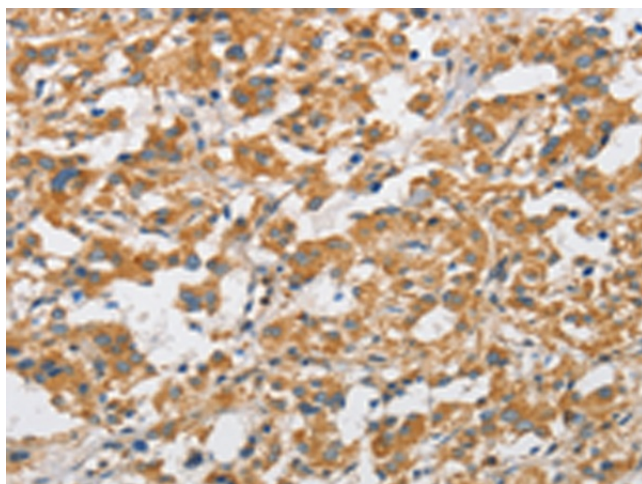


[View online »](#)

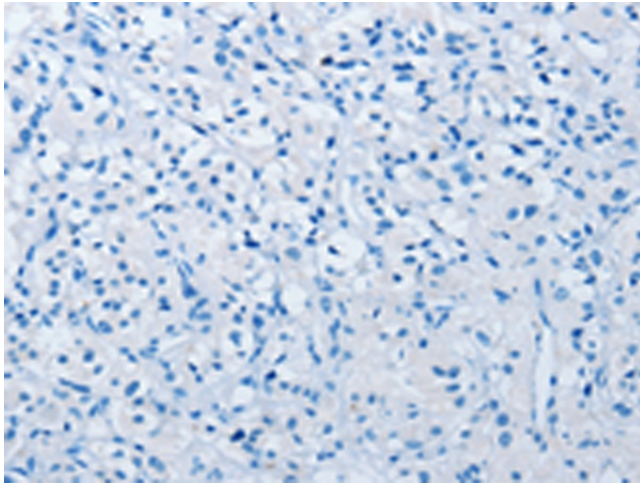
Product images:



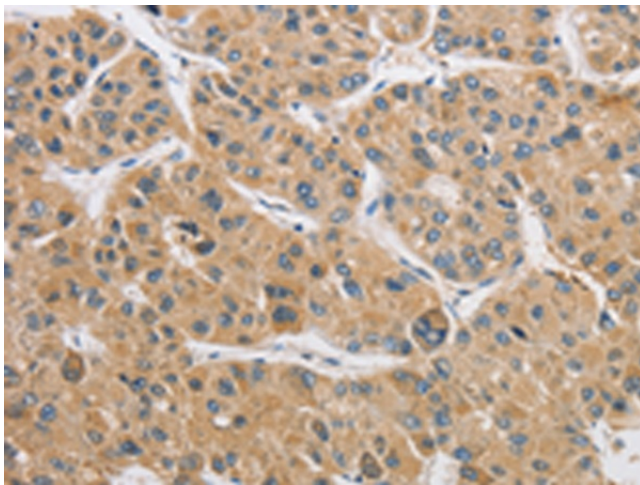
Gel: 8%SDS-PAGE
Lysate: 40 μ g
Lane 1-2: Jurkat cells
293T cells
Primary antibody: [TA349504] (ARHGAP15
Antibody) at dilution 1/500
Secondary antibody: Goat anti rabbit IgG at
1/8000 dilution
Exposure time: 2 minutes



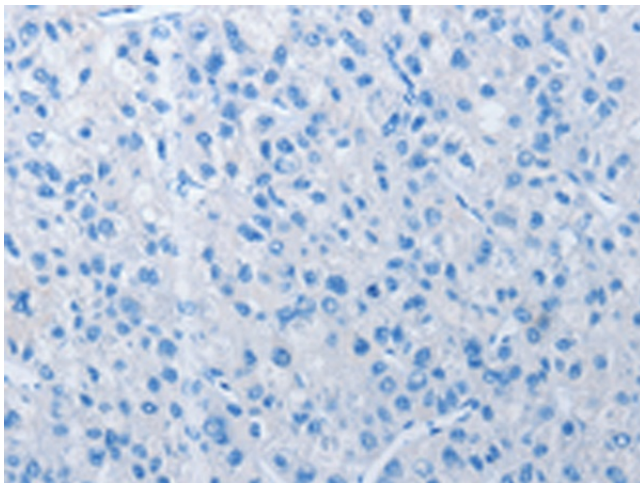
Immunohistochemistry of paraffin-embedded
Human thyroid cancer tissue using [TA349504]
(ARHGAP15 Antibody) at dilution 1/50 (Original
magnification: \times 200)



Immunohistochemistry of paraffin-embedded Human thyroid cancer tissue using [TA349504] (ARHGAP15 Antibody) at dilution 1/50, treated with fusion protein. (Original magnification: $\times 200$)



Immunohistochemistry of paraffin-embedded Human liver cancer tissue using [TA349504] (ARHGAP15 Antibody) at dilution 1/50 (Original magnification: $\times 200$)



Immunohistochemistry of paraffin-embedded Human liver cancer tissue using [TA349504] (ARHGAP15 Antibody) at dilution 1/50, treated with fusion protein. (Original magnification: $\times 200$)