

## Product datasheet for **TA349421S**

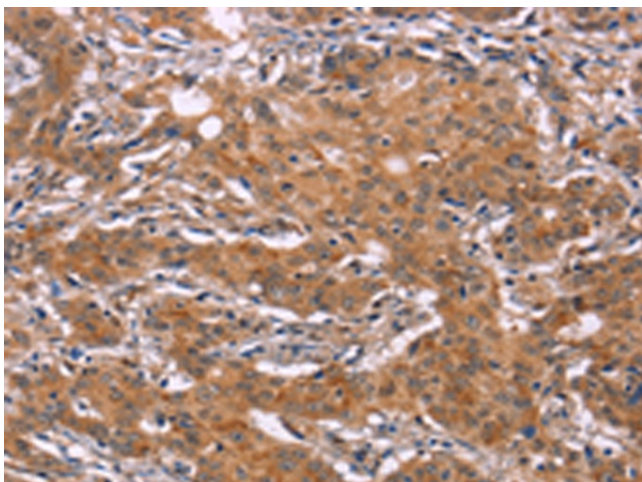
### **Nurr1 (NR4A2) Rabbit Polyclonal Antibody**

#### **Product data:**

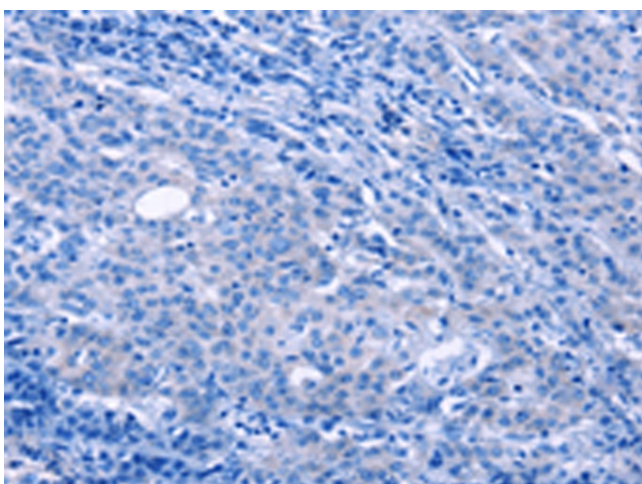
<b>Product Type:</b>	Primary Antibodies
<b>Applications:</b>	IHC
<b>Recommended Dilution:</b>	IHC: 50-200 Positive control: Human gastric cancer Predicted cell location: Cytoplasm
<b>Reactivity:</b>	Human, Mouse, Rat
<b>Host:</b>	Rabbit
<b>Isotype:</b>	IgG
<b>Clonality:</b>	Polyclonal
<b>Immunogen:</b>	Fusion protein of human NR4A2
<b>Formulation:</b>	pH7.4 PBS, 0.05% NaN <sub>3</sub> , 40% Glycerol
<b>Purification:</b>	Antigen affinity purification
<b>Conjugation:</b>	Unconjugated
<b>Storage:</b>	Store at -20°C as received.
<b>Stability:</b>	Stable for 12 months from date of receipt.
<b>Gene Name:</b>	nuclear receptor subfamily 4 group A member 2
<b>Database Link:</b>	<a href="#">NP_006177</a> <a href="#">Entrez Gene 18227 Mouse</a> <a href="#">Entrez Gene 54278 Rat</a> <a href="#">Entrez Gene 4929 Human</a> <a href="#">P43354</a>
<b>Background:</b>	This gene encodes a member of the steroid-thyroid hormone-retinoid receptor superfamily. The encoded protein may act as a transcription factor. Mutations in this gene have been associated with disorders related to dopaminergic dysfunction, including Parkinson disease, schizophrenia, and manic depression. Misregulation of this gene may be associated with rheumatoid arthritis. Alternatively spliced transcript variants have been described, but their biological validity has not been determined.
<b>Synonyms:</b>	HZF-3; NOT; NURR1; RNR1; TINUR
<b>Protein Families:</b>	Druggable Genome, Nuclear Hormone Receptor, Transcription Factors



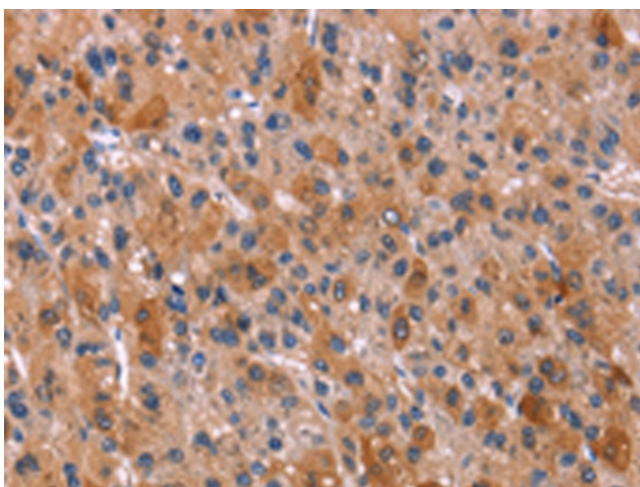
[View online »](#)

**Product images:**

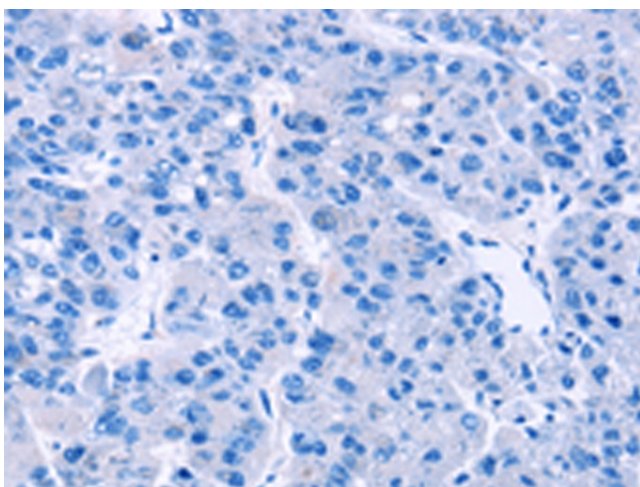
Immunohistochemistry of paraffin-embedded Human gastric cancer tissue using [TA349421] (NR4A2 Antibody) at dilution 1/20 (Original magnification:  $\times 200$ )



Immunohistochemistry of paraffin-embedded Human gastric cancer tissue using [TA349421] (NR4A2 Antibody) at dilution 1/20, treated with fusion protein. (Original magnification:  $\times 200$ )



Immunohistochemistry of paraffin-embedded Human liver cancer tissue using [TA349421] (NR4A2 Antibody) at dilution 1/20 (Original magnification: ×200)



Immunohistochemistry of paraffin-embedded Human liver cancer tissue using [TA349421] (NR4A2 Antibody) at dilution 1/20, treated with fusion protein. (Original magnification: ×200)