

Product datasheet for **TA340441**

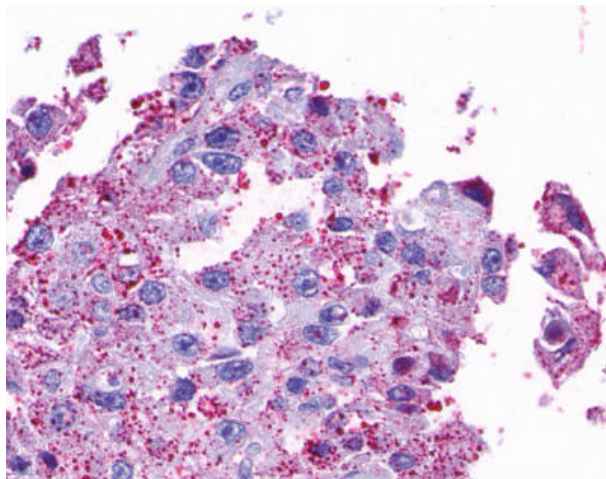
GPR136 (OPN5) Rabbit Polyclonal Antibody

Product data:

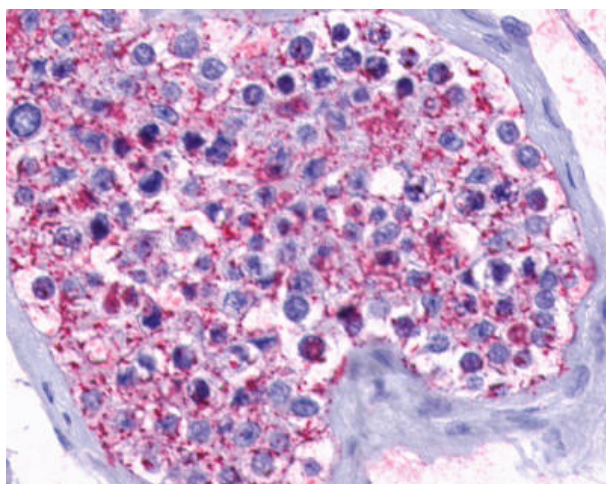
Product Type:	Primary Antibodies
Applications:	IHC
Recommended Dilution:	IHC-P (30 µg/ml)
Reactivity:	Human (Predicted: Rat)
Host:	Rabbit
Clonality:	Polyclonal
Immunogen:	OPN5 antibody was raised against synthetic 17 amino acid peptide from 7th transmembrane domain of human OPN5. Percent identity with other species by BLAST analysis: Human, Gibbon, Monkey, Marmoset, Mouse, Dog, Bat, Bovine, Elephant, Panda, Horse, Rabbit (100%); Gorilla, Rat (94%); Platypus (88%); Opossum, Turkey, Sparrow, Chicken (82%).
Formulation:	PBS, 0.1% sodium azide.
Concentration:	lot specific
Purification:	Immunoaffinity purified
Conjugation:	Unconjugated
Storage:	Store at -20°C as received.
Stability:	Stable for 12 months from date of receipt.
Gene Name:	opsin 5
Database Link:	NP_859528 Entrez Gene 316259 Rat Entrez Gene 221391 Human Q6U736
Synonyms:	GPR136; GRP136; PGR12; TMEM13
Protein Families:	Druggable Genome, Transmembrane



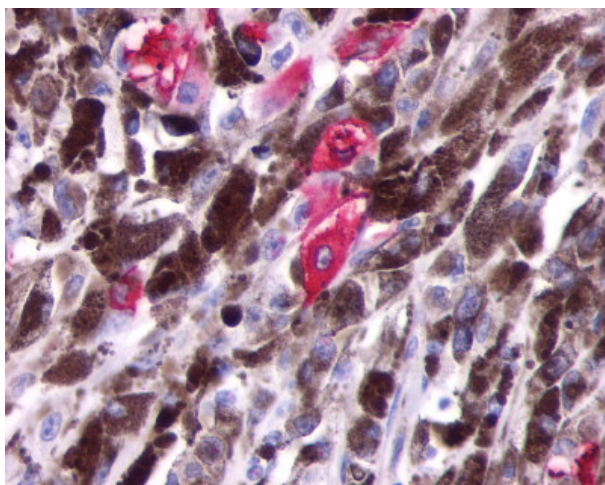
[View online »](#)

Product images:

Anti-OPN5 antibody IHC of human Ovary, Carcinoma. Immunohistochemistry of formalin-fixed, paraffin-embedded tissue after heat-induced antigen retrieval.



Anti-OPN5 antibody IHC of human testis. Immunohistochemistry of formalin-fixed, paraffin-embedded tissue after heat-induced antigen retrieval.



Anti-OPN5 antibody IHC of human Skin, Melanoma. Immunohistochemistry of formalin-fixed, paraffin-embedded tissue after heat-induced antigen retrieval.