

Product datasheet for **TA337046**

TRBP (TARBP2) Rabbit Polyclonal Antibody

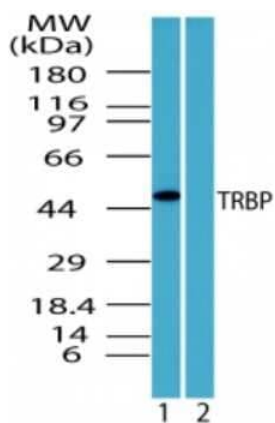
Product data:

Product Type:	Primary Antibodies
Applications:	IHC, WB
Recommended Dilution:	Immunohistochemistry, Immunohistochemistry-Paraffin: 5-10 ug/ml, Western Blot: 5-8 ug/ml
Reactivity:	Human, Equine, Primate
Host:	Rabbit
Isotype:	IgG
Clonality:	Polyclonal
Immunogen:	A portion of amino acids 340-390 of human TRBP was used as the immunogen.
Formulation:	PBS containing 0.05% BSA, 0.05% Sodium Azide. Store at 4C short term. Aliquot and store at -20C long term. Avoid freeze-thaw cycles.
Concentration:	lot specific
Purification:	Protein G purified
Conjugation:	Unconjugated
Storage:	Store at -20°C as received.
Stability:	Stable for 12 months from date of receipt.
Gene Name:	TARBP2, RISC loading complex RNA binding subunit
Database Link:	NP_599150 Entrez Gene 6895 Human Q15633
Synonyms:	LOQS; TRBP; TRBP1; TRBP2
Protein Families:	Stem cell - Pluripotency

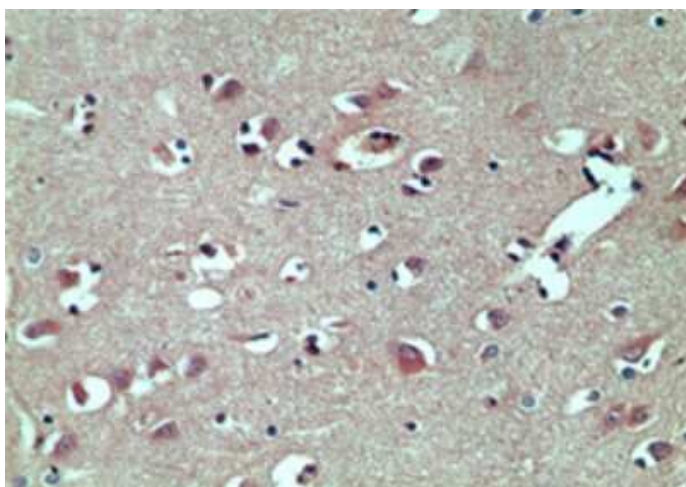


[View online »](#)

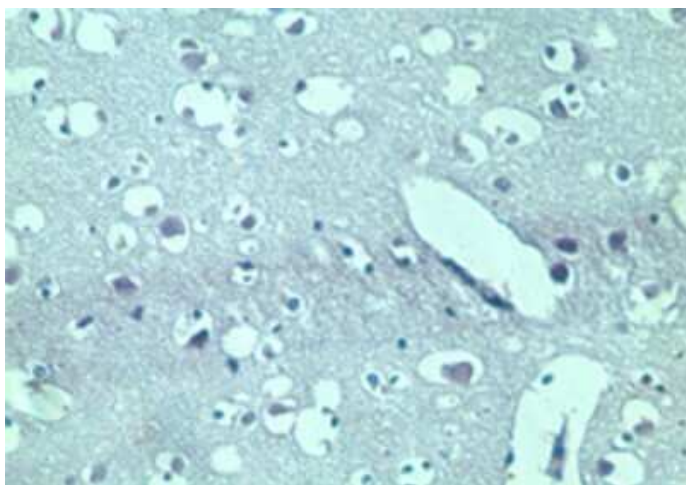
Product images:



Western Blot: TRBP Antibody TA337046 - Analysis of TRBP in human brain lysate in the 1) absence, 2) presence of immunizing peptide using this antibody at 6 ug/ml.



Immunohistochemistry-Paraffin: TRBP Antibody TA337046 - IHC staining of normal human brain using this antibody at 5 ug/ml.



Immunohistochemistry-Paraffin: TRBP Antibody TA337046 - IHC staining of normal human brain using control (rabbit Ig) at 5 ug/ml.