

## Product datasheet for **TA332352**

### ROR gamma (RORC) Rabbit Polyclonal Antibody

#### Product data:

Product Type:	Primary Antibodies
Applications:	WB
Recommended Dilution:	WB
Reactivity:	Human
Host:	Rabbit
Isotype:	IgG
Clonality:	Polyclonal
Immunogen:	The immunogen for Anti-RORC Antibody: synthetic peptide directed towards the middle region of human RORC. Synthetic peptide located within the following region: CHLEYSRPERGKAEGRESFYSTGSQTPDRCLRFEEHRHPGLGELGQGPD
Formulation:	Liquid. Purified antibody supplied in 1x PBS buffer with 0.09% (w/v) sodium azide and 2% sucrose. <i>Note that this product is shipped as lyophilized powder to China customers.</i>
Conjugation:	Unconjugated
Storage:	Store at -20°C as received.
Stability:	Stable for 12 months from date of receipt.
Predicted Protein Size:	56 kDa
Gene Name:	RAR related orphan receptor C
Database Link:	<a href="#">NP_001001523</a> <a href="#">Entrez Gene 6097 Human</a> <a href="#">P51449</a>



[View online »](#)

**Background:**

RORC encodes a protein which is a DNA-binding transcription factor and is a member of the NR1 subfamily of nuclear hormone receptors. The specific functions of this protein are not known; however, studies of a similar gene in mice have shown that RORC may be essential for lymphoid organogenesis and may play an important regulatory role in thymopoiesis. In addition, studies in mice suggest that the protein encoded by this gene may inhibit the expression of Fas ligand and IL2. The protein encoded by this gene is a DNA-binding transcription factor and is a member of the NR1 subfamily of nuclear hormone receptors. The specific functions of this protein are not known; however, studies of a similar gene in mice have shown that this gene may be essential for lymphoid organogenesis and may play an important regulatory role in thymopoiesis. In addition, studies in mice suggest that the protein encoded by this gene may inhibit the expression of Fas ligand and IL2. Two transcript variants encoding different isoforms have been found for this gene. The protein encoded by this gene is a DNA-binding transcription factor and is a member of the NR1 subfamily of nuclear hormone receptors. The specific functions of this protein are not known; however, studies of a similar gene in mice have shown that this gene may be essential for lymphoid organogenesis and may play an important regulatory role in thymopoiesis. In addition, studies in mice suggest that the protein encoded by this gene may inhibit the expression of Fas ligand and IL2. Two transcript variants encoding different isoforms have been found for this gene.

**Synonyms:**

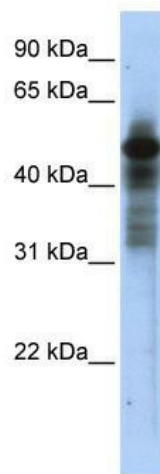
IMD42; NR1F3; RORG; RZR-GAMMA; RZRG; TOR

**Note:**

Immunogen sequence homology: Pig: 100%; Horse: 100%; Human: 100%; Bovine: 92%; Rat: 86%; Mouse: 86%; Rabbit: 79%

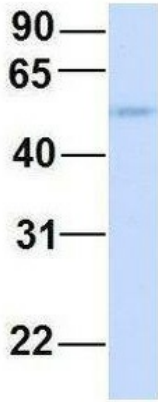
**Protein Families:**

Druggable Genome, Transcription Factors

**Product images:**

WB Suggested Anti-RORC Antibody Titration: 0.2-1 ug/ml; ELISA Titer: 1: 312500; Positive Control: Transfected 293T

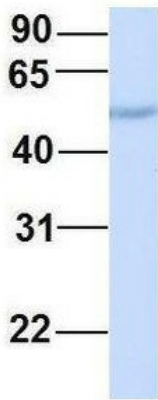
### RORC



Rabbit Anti-RORC  
Sample Type: Human Adult Placenta  
Antibody Concentration: 1ug/mL

Host: Rabbit; Target Name: RORC; Sample Tissue: Human Adult Placenta; Antibody Dilution: 1.0ug/ml

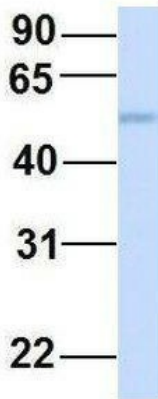
### RORC



Rabbit Anti-RORC  
Sample Type: Human Fetal Muscle  
Antibody Concentration: 1ug/mL

Host: Rabbit; Target Name: RORC; Sample Tissue: Human Fetal Muscle; Antibody Dilution: 1.0ug/ml

### RORC



Rabbit Anti-RORC  
Sample Type: Human Adult Placenta  
Antibody Concentration: 1ug/mL

Host: Rabbit; Target Name: RORC; Sample Tissue: Human Adult Placenta; Antibody Dilution: 1.0ug/ml