

## Product datasheet for **TA328490**

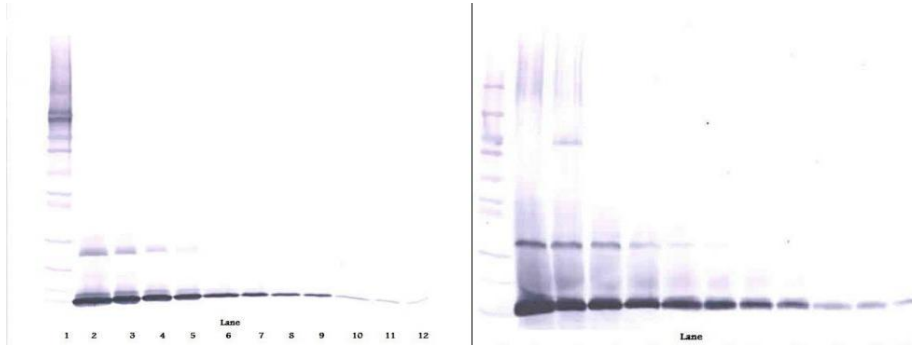
### IL7 Rabbit Polyclonal Antibody

#### Product data:

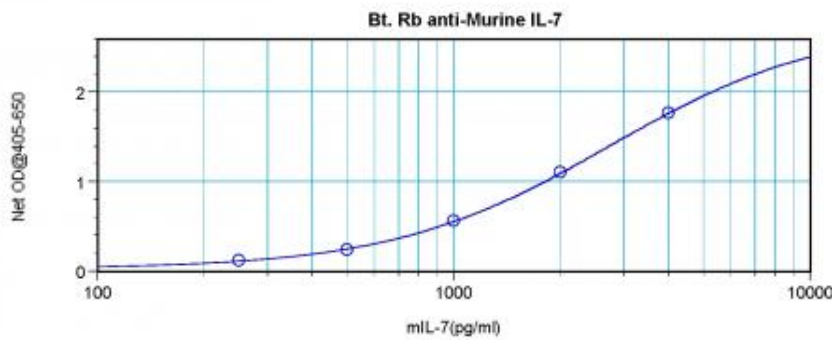
Product Type:	Primary Antibodies
Applications:	ELISA, WB
Recommended Dilution:	WB: 0.1-0.2ug/mL, ELISA: 0.25-2ug/mL
Reactivity:	Murine
Host:	Rabbit
Isotype:	IgG
Clonality:	Polyclonal
Immunogen:	E.coli derived Recombinant Murine IL-7
Formulation:	A sterile filtered antibody solution was lyophilized from PBS, pH 7.2.
Purification:	Produced from sera of rabbits pre-immunized with highly pure recombinant Murine IL-7. Anti-Murine IL-7 specific antibody was purified by affinity chromatography and then biotinylated.
Conjugation:	Biotin
Storage:	Store at -20°C as received.
Stability:	Stable for 12 months from date of receipt.
Gene Name:	interleukin 7
Database Link:	<a href="#">NP_032397</a> <a href="#">Entrez Gene 16196 Mouse</a> <a href="#">P10168</a>
Synonyms:	IL-7



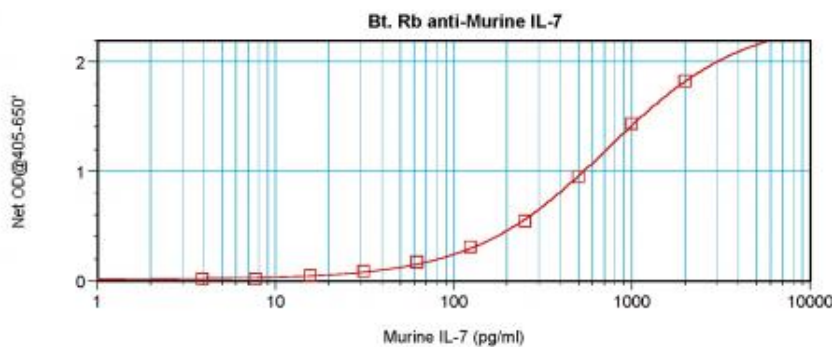
[View online »](#)

**Product images:**


To detect Murine IL-7 by direct ELISA (using 100 ul/well antibody solution) a concentration of 0.25-1.0 ug/ml of this antibody is required. This biotinylated polyclonal antibody, in conjunction with compatible secondary reagents, allows the detection of at least 0.2-0.4 ng/well of recombinant Murine IL-7.



To detect Murine IL-7 by direct ELISA (using 100 ul/well antibody solution) a concentration of 0.25-1.0 ug/ml of this antibody is required. This biotinylated polyclonal antibody, in conjunction with compatible secondary reagents, allows the detection of at least 0.2-0.4 ng/well of recombinant Murine IL-7.



To detect Murine IL-7 by sandwich ELISA (using 100 ul/well antibody solution) a concentration of 0.25-1.0 ug/ml of this antibody is required. This biotinylated polyclonal antibody, in conjunction with Polyclonal Anti-Murine IL-7 ([TA328491]) as a capture antibody, allows the detection of at least 0.2-0.4 ng/well of recombinant Murine IL-7.