

Product datasheet for **TA328386**

MIG (CXCL9) Rabbit Polyclonal Antibody

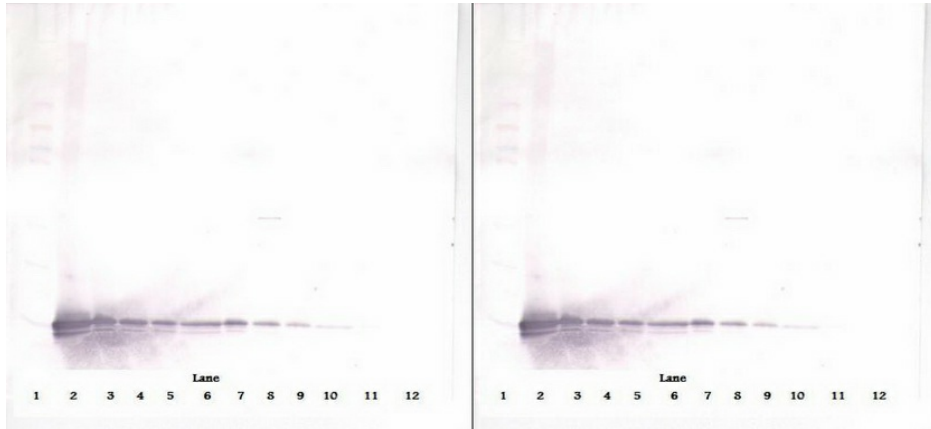
Product data:

| | |
|-----------------------|---|
| Product Type: | Primary Antibodies |
| Applications: | ELISA, IHC, WB |
| Recommended Dilution: | WB: 0.1-0.2ug/mL, ELISA: 0.25-2ug/mL, IHC: 0.25ug/mL - 1mg/mL |
| Reactivity: | Human |
| Host: | Rabbit |
| Isotype: | IgG |
| Clonality: | Polyclonal |
| Immunogen: | E.coli derived Recombinant Human MIG (CXCL9) |
| Formulation: | A sterile filtered antibody solution was lyophilized from PBS, pH 7.2. |
| Purification: | Produced from sera of rabbits pre-immunized with highly pure (>98%) recombinant hMIG. Anti-Human MIG specific antibody was purified by affinity chromatography employing immobilized hMIG matrix. |
| Conjugation: | Unconjugated |
| Storage: | Store at -20°C as received. |
| Stability: | Stable for 12 months from date of receipt. |
| Gene Name: | C-X-C motif chemokine ligand 9 |
| Database Link: | NP_002407 Entrez Gene 4283 Human Q07325 |
| Synonyms: | CMK; crg-10; Humig; MIG; SCYB9 |
| Note: | Neutralization: To yield one-half maximal inhibition [ND50] of the biological activity of hMIG (100.0 ng/ml), a concentration of 5.0-7.0 <=ug/ml of this antibody is required. |
| Protein Families: | Druggable Genome, Secreted Protein, Transmembrane |
| Protein Pathways: | Chemokine signaling pathway, Cytokine-cytokine receptor interaction, Toll-like receptor signaling pathway |

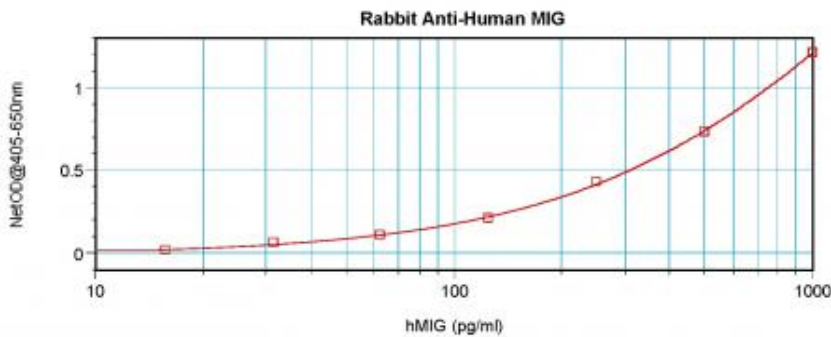


[View online »](#)

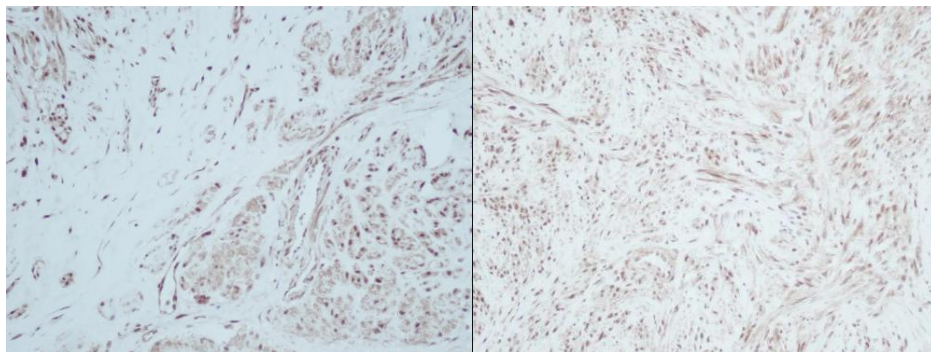
Product images:



To detect hMIG by sandwich ELISA (using 100 ul/well antibody solution) a concentration of 0.5 - 2.0 ug/ml of this antibody is required. This antigen affinity purified antibody, in conjunction with Biotinylated Anti-Human MIG as a detection antibody, allows the detection of at least 0.2 - 0.4 ng/well of recombinant hMIG.



To detect hMIG by sandwich ELISA (using 100 ul/well antibody solution) a concentration of 0.5 - 2.0 ug/ml of this antibody is required. This antigen affinity purified antibody, in conjunction with Biotinylated Anti-Human MIG as a detection antibody, allows the detection of at least 0.2 - 0.4 ng/well of recombinant hMIG.



To detect hMIG by sandwich ELISA (using 100 ul/well antibody solution) a concentration of 0.5 - 2.0 ug/ml of this antibody is required. This antigen affinity purified antibody, in conjunction with Biotinylated Anti-Human MIG as a detection antibody, allows the detection of at least 0.2 - 0.4 ng/well of recombinant hMIG.