

## Product datasheet for **TA328371**

### MASPIN (SERPINB5) Rabbit Polyclonal Antibody

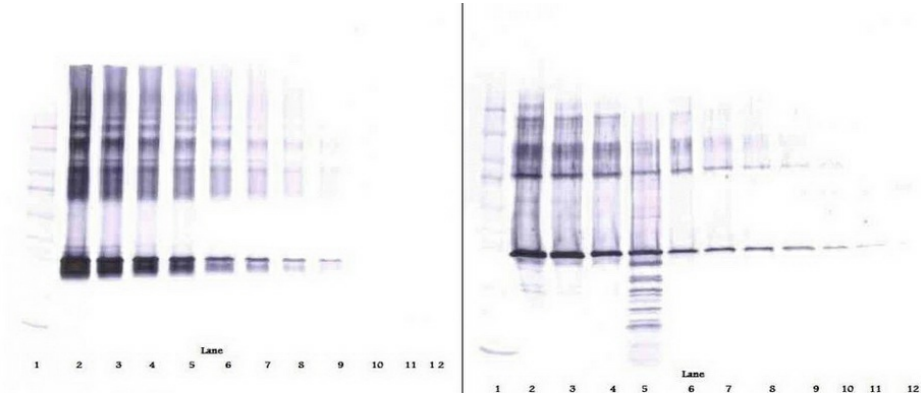
#### Product data:

Product Type:	Primary Antibodies
Applications:	ELISA, IHC, WB
Recommended Dilution:	WB: 0.1-0.2ug/mL, ELISA: 0.25-2ug/mL, IHC: 0.25ug/mL - 1mg/mL
Reactivity:	Human
Host:	Rabbit
Isotype:	IgG
Clonality:	Polyclonal
Immunogen:	E.coli derived Recombinant Human Maspin
Formulation:	A sterile filtered antibody solution was lyophilized from PBS, pH 7.2.
Purification:	Produced from sera of rabbits immunized with highly pure recombinant Human Maspin. Anti-Human Maspin specific antibody was purified by affinity chromatography employing an immobilized Human Maspin matrix.
Conjugation:	Unconjugated
Storage:	Store at -20°C as received.
Stability:	Stable for 12 months from date of receipt.
Gene Name:	serpin family B member 5
Database Link:	<a href="#">NP_002630</a> <a href="#">Entrez Gene 5268 Human P36952</a>
Synonyms:	maspin; PI5
Protein Families:	Druggable Genome, Secreted Protein
Protein Pathways:	p53 signaling pathway

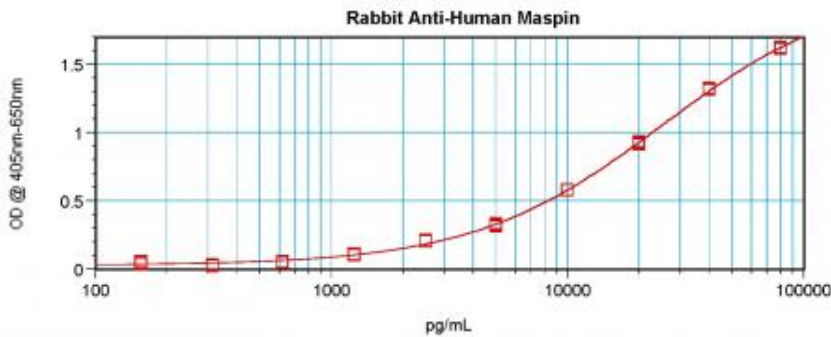


[View online »](#)

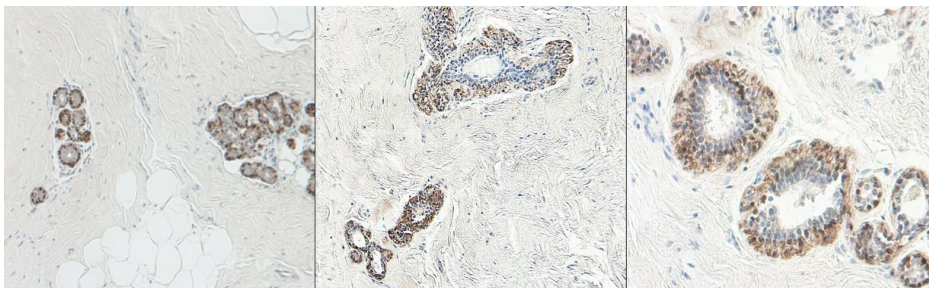
Product images:



To detect hMaspin by sandwich ELISA (using 100ul/well antibody solution) a concentration of 0.5 - 2.0 ug/ml of this antibody is required. This antigen affinity purified antibody, in conjunction with Biotinylated Anti-Human Maspin ([TA328370]) as a detection antibody, allows the detection of at least 0.2 - 0.4 ng/well of recombinant hMaspin.



To detect hMaspin by sandwich ELISA (using 100ul/well antibody solution) a concentration of 0.5 - 2.0 ug/ml of this antibody is required. This antigen affinity purified antibody, in conjunction with Biotinylated Anti-Human Maspin ([TA328370]) as a detection antibody, allows the detection of at least 0.2 - 0.4 ng/well of recombinant hMaspin.



To detect hMaspin by sandwich ELISA (using 100ul/well antibody solution) a concentration of 0.5 - 2.0 ug/ml of this antibody is required. This antigen affinity purified antibody, in conjunction with Biotinylated Anti-Human Maspin ([TA328370]) as a detection antibody, allows the detection of at least 0.2 - 0.4 ng/well of recombinant hMaspin.