

Product datasheet for **TA328256**

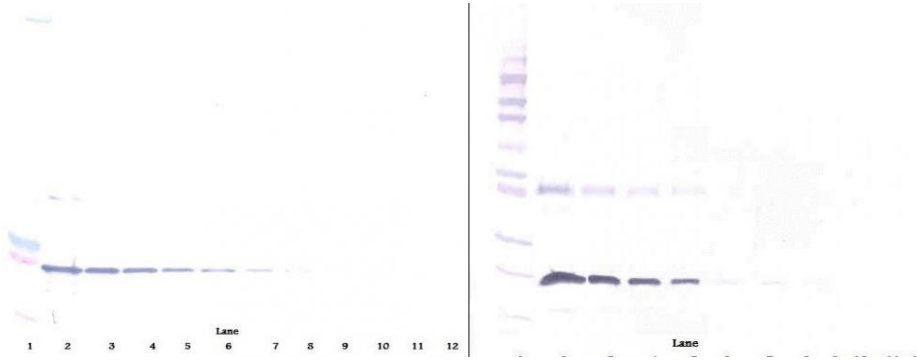
CD137 (TNFRSF9) Goat Polyclonal Antibody

Product data:

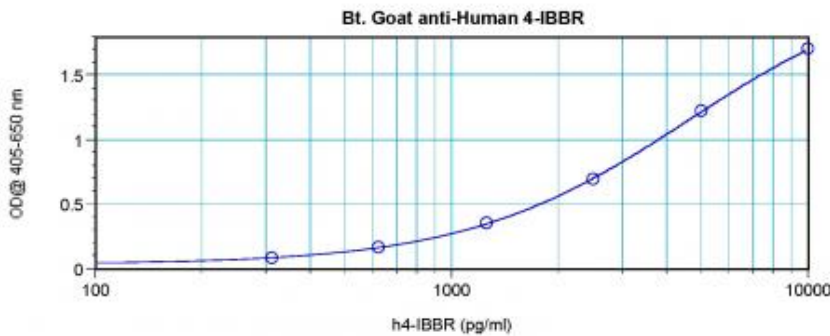
Product Type:	Primary Antibodies
Applications:	ELISA, WB
Recommended Dilution:	WB: 0.1-0.2ug/mL, ELISA: 0.25-2ug/mL
Reactivity:	Human
Host:	Goat
Isotype:	IgG
Clonality:	Polyclonal
Immunogen:	E.coli derived Recombinant Human 4-1BB Receptor
Formulation:	A sterile filtered antibody solution was lyophilized from PBS, pH 7.2.
Purification:	Produced from sera of goats pre-immunized with highly pure (>98%) recombinant h4-1BB Receptor. Anti-Human 4-1BB Receptor specific antibody was purified by affinity chromatography and then biotinylated.
Conjugation:	Biotin
Storage:	Store at -20°C as received.
Stability:	Stable for 12 months from date of receipt.
Gene Name:	tumor necrosis factor receptor superfamily member 9
Database Link:	NP_001552 Entrez Gene 3604 Human Q07011
Synonyms:	4-1BB; CD137; CDw137; ILA
Protein Families:	Druggable Genome, Transmembrane
Protein Pathways:	Cytokine-cytokine receptor interaction



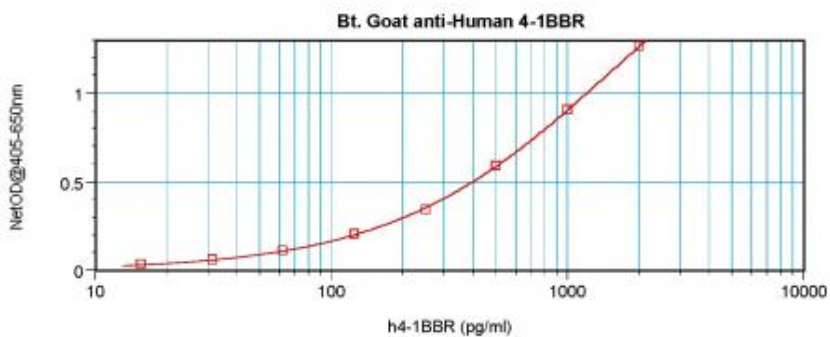
[View online »](#)

Product images:


To detect h4-1BB Receptor by direct ELISA (using 100 ul/well antibody solution) a concentration of 0.25-1.0 ug/ml of this antibody is required. This biotinylated polyclonal antibody, in conjunction with compatible secondary reagents, allows the detection of at least 0.2-0.4 ng/well of recombinant h4-1BB Receptor.



To detect h4-1BB Receptor by direct ELISA (using 100 ul/well antibody solution) a concentration of 0.25-1.0 ug/ml of this antibody is required. This biotinylated polyclonal antibody, in conjunction with compatible secondary reagents, allows the detection of at least 0.2-0.4 ng/well of recombinant h4-1BB Receptor.



To detect h4-1BB Receptor by sandwich ELISA (using 100 ul/well antibody solution) a concentration of 0.25-1.0 ug/ml of this antibody is required. This biotinylated polyclonal antibody, in conjunction with BioGems Polyclonal Anti-Human 4-1BB Receptor ([TA328257]) as a capture antibody, allows the detection of at least 0.2-0.4 ng/well of recombinant h4-1BB Receptor.