

Product datasheet for **TA328238**

IL17 (IL17A) Goat Polyclonal Antibody


Product data:

Product Type:	Primary Antibodies
Applications:	ELISA, IHC, WB
Recommended Dilution:	WB: 0.1-0.2ug/mL, ELISA: 0.25-2ug/mL, IHC: 0.25ug/mL - 1mg/mL
Reactivity:	Human
Host:	Goat
Isotype:	IgG
Clonality:	Polyclonal
Immunogen:	E.coli derived Recombinant Human IL-17 (IL-17A)
Formulation:	A sterile filtered antibody solution was lyophilized from PBS, pH 7.2.
Purification:	Produced from sera of goats pre-immunized with highly pure (>98%) recombinant hIL-17A. Anti-Human IL-17A specific antibody was purified by affinity chromatography employing immobilized hIL-17 matrix.
Conjugation:	Unconjugated
Storage:	Store at -20°C as received.
Stability:	Stable for 12 months from date of receipt.
Gene Name:	interleukin 17A
Database Link:	NP_002181 Entrez Gene 3605 Human Q16552
Synonyms:	CTLA8; IL-17; IL-17A; IL17
Note:	Neutralization: To yield one-half maximal inhibition [ND50] of the biological activity of Human IL-17A (50.00 ng/ml), a concentration of 0.43 ? 0.65 ug/ml of this antibody is required.
Protein Families:	Druggable Genome, Secreted Protein
Protein Pathways:	Cytokine-cytokine receptor interaction

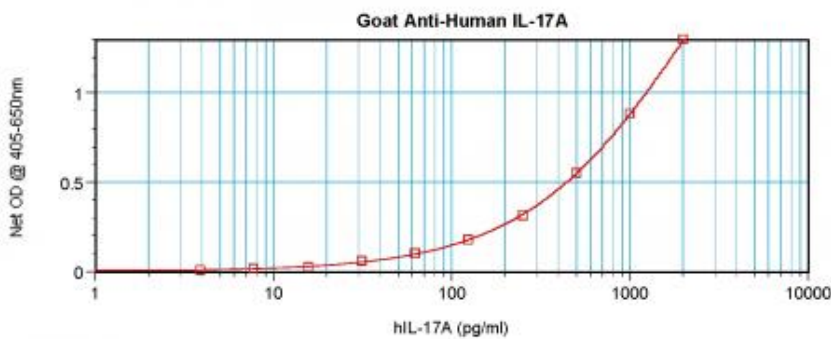


[View online »](#)

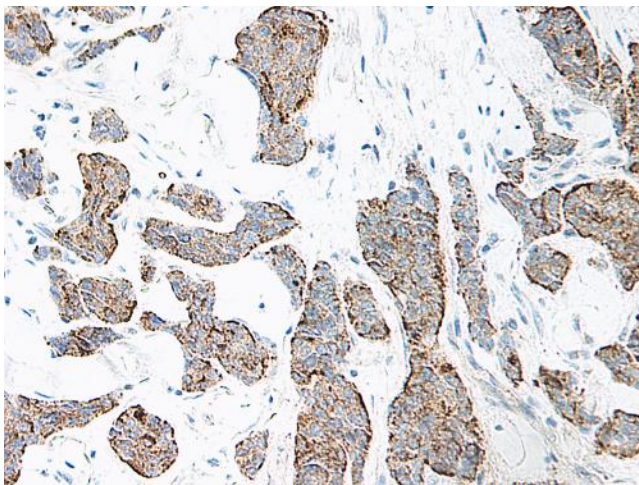
Product images:



To detect hIL-17A by sandwich ELISA (using 100 ul/well antibody solution) a concentration of 0.5 - 2.0 ug/ml of this antibody is required. This antigen affinity purified antibody, in conjunction with Biotinylated Anti-Human IL-17A ([TA328237]) as a detection antibody, allows the detection of at least 0.2 - 0.4 ng/well of recombinant hIL-17A.



To detect hIL-17A by sandwich ELISA (using 100 ul/well antibody solution) a concentration of 0.5 - 2.0 ug/ml of this antibody is required. This antigen affinity purified antibody, in conjunction with Biotinylated Anti-Human IL-17A ([TA328237]) as a detection antibody, allows the detection of at least 0.2 - 0.4 ng/well of recombinant hIL-17A.



To detect hIL-17A by sandwich ELISA (using 100 ul/well antibody solution) a concentration of 0.5 - 2.0 ug/ml of this antibody is required. This antigen affinity purified antibody, in conjunction with Biotinylated Anti-Human IL-17A ([TA328237]) as a detection antibody, allows the detection of at least 0.2 - 0.4 ng/well of recombinant hIL-17A.