

Product datasheet for **TA328207**

IL2 Rabbit Polyclonal Antibody


Product data:

Product Type:	Primary Antibodies
Applications:	ELISA, IHC, WB
Recommended Dilution:	WB: 0.1-0.2ug/mL, ELISA: 0.25-2ug/mL, IHC: 0.25ug/mL - 1mg/mL
Reactivity:	Human
Host:	Rabbit
Isotype:	IgG
Clonality:	Polyclonal
Immunogen:	E.coli derived Recombinant Human IL-2
Formulation:	A sterile filtered antibody solution was lyophilized from PBS, pH 7.2.
Purification:	Produced from sera of rabbits pre-immunized with highly pure (>98%) recombinant hIL-2. Anti-Human IL-2 specific antibody was purified by affinity chromatography employing immobilized hIL-2 matrix.
Conjugation:	Unconjugated
Storage:	Store at -20°C as received.
Stability:	Stable for 12 months from date of receipt.
Gene Name:	interleukin 2
Database Link:	NP_000577 Entrez Gene 3558 Human P60568
Synonyms:	IL-2; lymphokine; TCGF
Note:	Neutralization: To yield one-half maximal inhibition [ND50] of the biological activity of hIL-2 (0.8 ng/ml), a concentration of 0.26 - 0.40 <=ug/ml of this antibody is required.
Protein Families:	Druggable Genome, Secreted Protein
Protein Pathways:	Allograft rejection, Autoimmune thyroid disease, Cytokine-cytokine receptor interaction, Graft-versus-host disease, Jak-STAT signaling pathway, T cell receptor signaling pathway, Type I diabetes mellitus

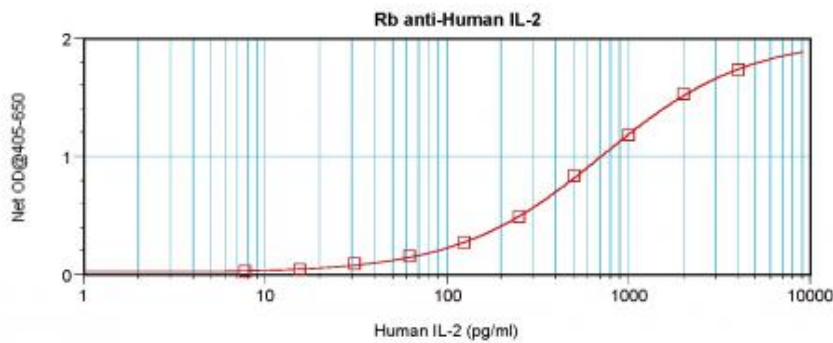


[View online »](#)

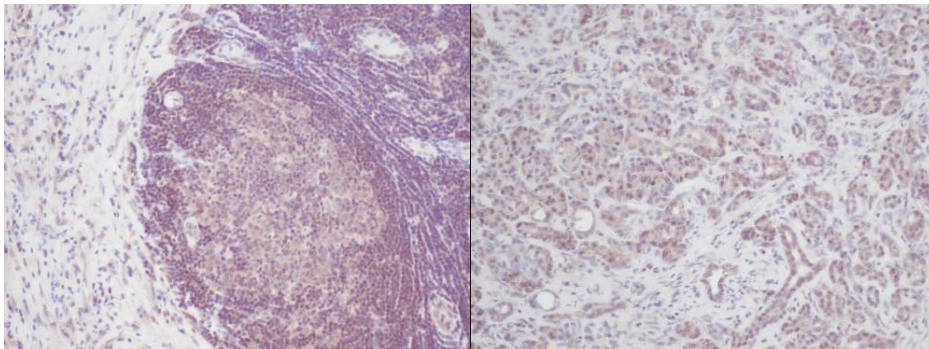
Product images:



To detect hIL-2 by sandwich ELISA (using 100 ul/well antibody solution) a concentration of 0.5 - 2.0 ug/ml of this antibody is required. This antigen affinity purified antibody, in conjunction with Biotinylated Anti-Human IL-2 ([TA328204]) as a detection antibody, allows the detection of at least 0.2 - 0.4 ng/well of recombinant hIL-2.



To detect hIL-2 by sandwich ELISA (using 100 ul/well antibody solution) a concentration of 0.5 - 2.0 ug/ml of this antibody is required. This antigen affinity purified antibody, in conjunction with Biotinylated Anti-Human IL-2 ([TA328204]) as a detection antibody, allows the detection of at least 0.2 - 0.4 ng/well of recombinant hIL-2.



To detect hIL-2 by sandwich ELISA (using 100 ul/well antibody solution) a concentration of 0.5 - 2.0 ug/ml of this antibody is required. This antigen affinity purified antibody, in conjunction with Biotinylated Anti-Human IL-2 ([TA328204]) as a detection antibody, allows the detection of at least 0.2 - 0.4 ng/well of recombinant hIL-2.