

Product datasheet for **TA324182**

PRMT2 Rabbit Polyclonal Antibody

Product data:

Product Type:	Primary Antibodies
Applications:	IHC
Recommended Dilution:	IHC: 25-100 Positive control: Human gastric cancer Predicted cell location: Cytoplasm
Reactivity:	Human
Host:	Rabbit
Isotype:	IgG
Clonality:	Polyclonal
Immunogen:	Fusion protein corresponding to a region derived from 219-433 amino acids of human protein arginine methyltransferase 2
Formulation:	PBS pH7.3, 0.05% NaN ₃ , 50% glycerol
Concentration:	lot specific
Purification:	Antigen affinity purification
Conjugation:	Unconjugated
Storage:	Store at -20°C as received.
Stability:	Stable for 12 months from date of receipt.
Gene Name:	protein arginine methyltransferase 2
Database Link:	NP_996845 Entrez Gene 3275 Human P55345
Background:	Protein arginine N-methyltransferase 2 is an enzyme that in humans is encoded by the PRMT2 gene. Arginine methyltransferase that methylates the guanidino nitrogens of arginyl residues in proteins such as STAT3; FBL; histone H4. Acts as a coactivator (with NCOA2) of the androgen receptor (AR)-mediated transactivation. Acts as a coactivator (with estrogen) of estrogen receptor (ER)-mediated transactivation. Enhances PGR; PPARG; RARA-mediated transactivation. May inhibit NF-kappa-B transcription and promote apoptosis. Represses E2F1 transcriptional activity (in a RB1-dependent manner). May be involved in growth regulation.

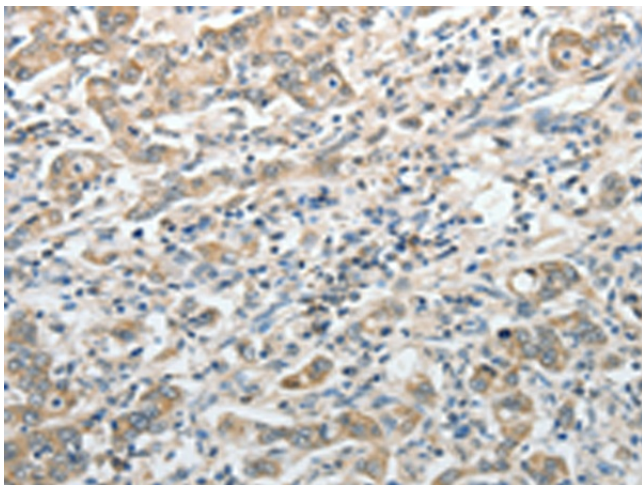


[View online »](#)

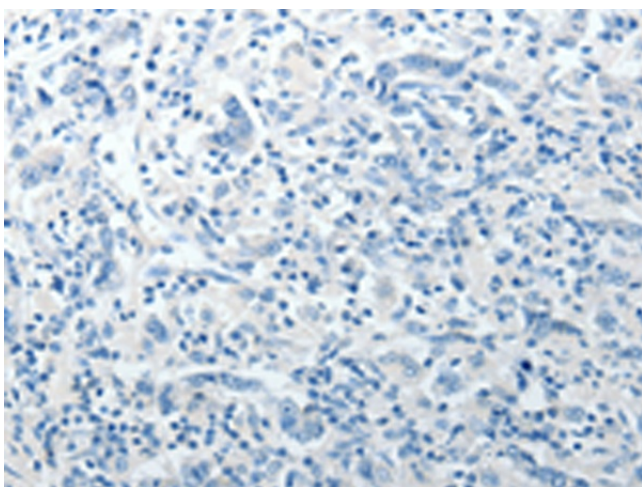
Synonyms: HRMT1L1

Protein Families: Druggable Genome

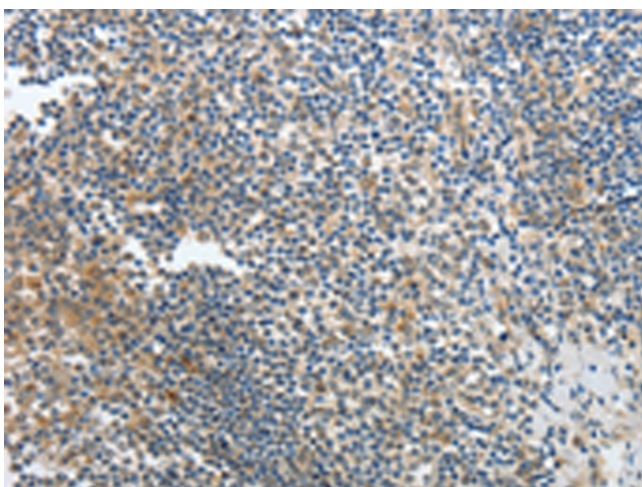
Product images:



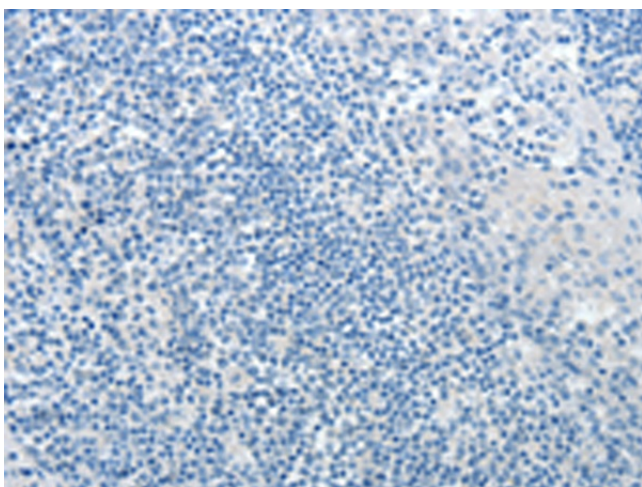
Immunohistochemistry of paraffin-embedded Human gastric cancer tissue using TA324182 (PRMT2 Antibody) at dilution 1/20 (Original magnification: ×200)



Immunohistochemistry of paraffin-embedded Human gastric cancer tissue using TA324182 (PRMT2 Antibody) at dilution 1/20, treated with fusion protein. (Original magnification: ×200)



Immunohistochemistry of paraffin-embedded Human tonsil tissue using TA324182 (PRMT2 Antibody) at dilution 1/20 (Original magnification: ×200)



Immunohistochemistry of paraffin-embedded Human tonsil tissue using TA324182 (PRMT2 Antibody) at dilution 1/20, treated with fusion protein. (Original magnification: ×200)