

## Product datasheet for **TA324105**

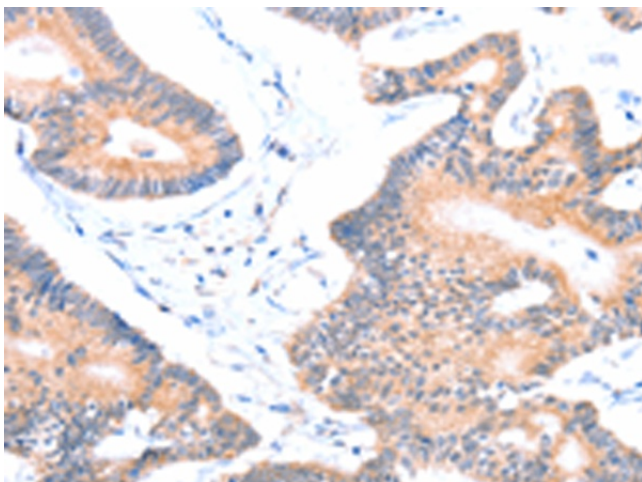
### Aoc1 Rabbit Polyclonal Antibody

#### Product data:

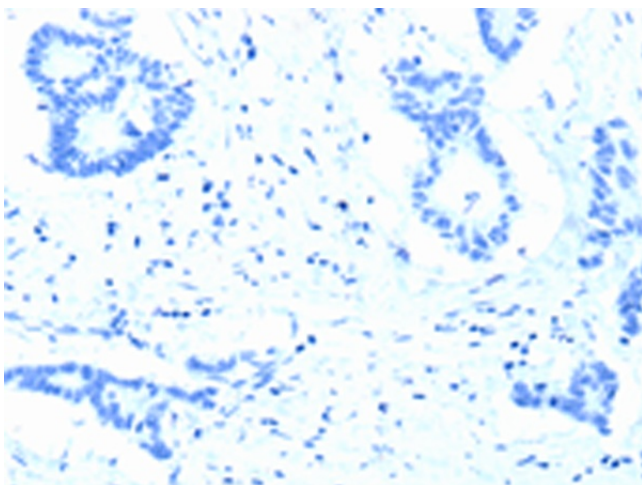
|                       |  |
|-----------------------|--|
| Product Type:         | Primary Antibodies   |
| Applications:         | IHC  |
| Recommended Dilution: | IHC: 15-50<br>Positive control: Human colon cancer<br>Predicted cell location: Cytoplasm   |
| Reactivity:           | Human, Mouse, Rat  |
| Host:                 | Rabbit   |
| Isotype:              | IgG  |
| Clonality:            | Polyclonal   |
| Immunogen:            | Fusion protein corresponding to C terminal 297 amino acids of human amiloride binding protein 1 (amine oxidase (copper-containing))  |
| Formulation:          | PBS pH7.3, 0.05% NaN <sub>3</sub> , 50% glycerol   |
| Concentration:        | lot specific   |
| Purification:         | Antigen affinity purification  |
| Conjugation:          | Unconjugated   |
| Storage:              | Store at -20°C as received.  |
| Stability:            | Stable for 12 months from date of receipt.   |
| Gene Name:            | amine oxidase, copper-containing 1   |
| Database Link:        | <a href="#">NP_083914</a><br><a href="#">Entrez Gene 26 Human</a> <a href="#">Entrez Gene 65029 Rat</a> <a href="#">Entrez Gene 76507 Mouse</a>  |
| Background:           | This gene encodes a metal-binding membrane glycoprotein that oxidatively deaminates putrescine, histamine, and related compounds. The encoded protein is inhibited by amiloride, a diuretic that acts by closing epithelial sodium ion channels. Alternatively spliced transcript variants encoding multiple isoforms have been observed for this gene.? |
| Synonyms:             | ABP; ABP1; DAO; DAO1; KAO  |



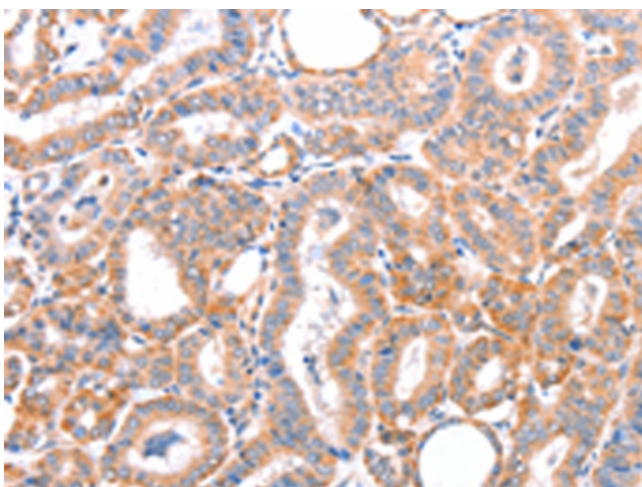
[View online »](#)

**Product images:**

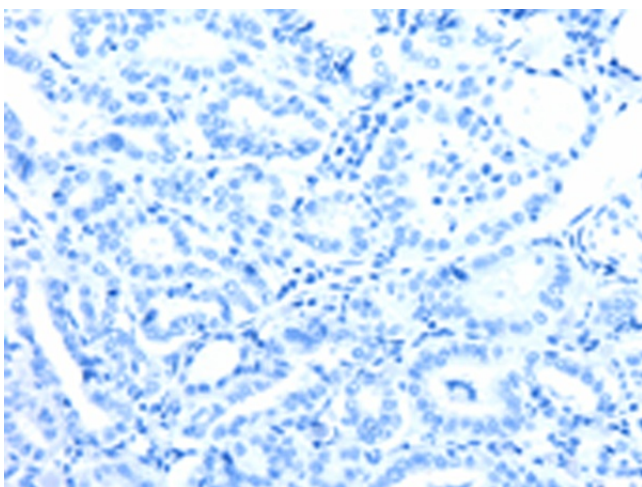
Immunohistochemistry of paraffin-embedded Human colon cancer tissue using TA324105 (AOC1 Antibody) at dilution 1/15 (Original magnification:  $\times 200$ )



Immunohistochemistry of paraffin-embedded Human colon cancer tissue using TA324105 (AOC1 Antibody) at dilution 1/15, treated with fusion protein. (Original magnification:  $\times 200$ )



Immunohistochemistry of paraffin-embedded Human thyroid cancer tissue using TA324105 (AOC1 Antibody) at dilution 1/15 (Original magnification:  $\times 200$ )



Immunohistochemistry of paraffin-embedded Human thyroid cancer tissue using TA324105 (AOC1 Antibody) at dilution 1/15, treated with fusion protein. (Original magnification:  $\times 200$ )