

Product datasheet for **TA323999**

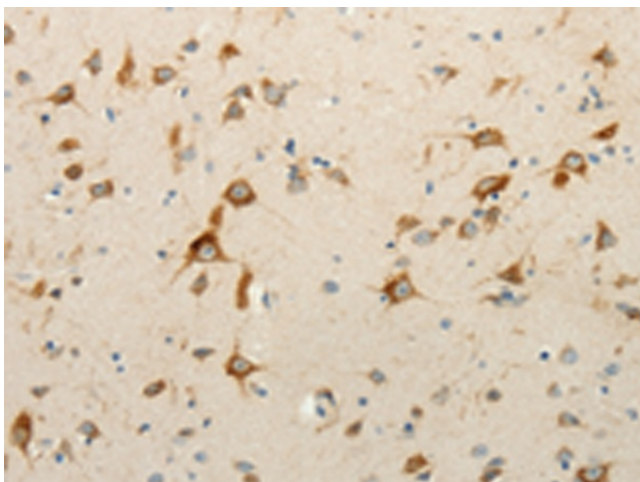
RPAP3 Rabbit Polyclonal Antibody

Product data:

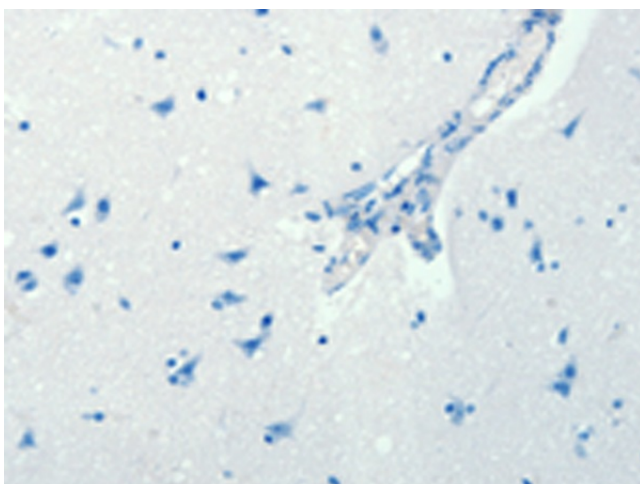
Product Type:	Primary Antibodies
Applications:	IHC
Recommended Dilution:	IHC: 15-50 Positive control: Human brain Predicted cell location: Cytoplasm
Reactivity:	Human
Host:	Rabbit
Isotype:	IgG
Clonality:	Polyclonal
Immunogen:	Fusion protein corresponding to C terminal 185 amino acids of human RNA polymerase II associated protein 3
Formulation:	PBS pH7.3, 0.05% NaN ₃ , 50% glycerol
Concentration:	lot specific
Purification:	Antigen affinity purification
Conjugation:	Unconjugated
Storage:	Store at -20°C as received.
Stability:	Stable for 12 months from date of receipt.
Gene Name:	RNA polymerase II associated protein 3
Database Link:	NP_078880 Entrez Gene 79657 Human Q9H6T3
Background:	This gene encodes an RNA polymerase II-associated protein. The encoded protein may function in transcriptional regulation and may also regulate apoptosis. Alternatively spliced transcript variants have been described. Forms an interface between the RNA polymerase II enzyme and chaperone/scaffolding protein; suggesting that it is required to connect RNA polymerase II to regulators of protein complex formation.
Synonyms:	FLJ21908
Protein Families:	Protease



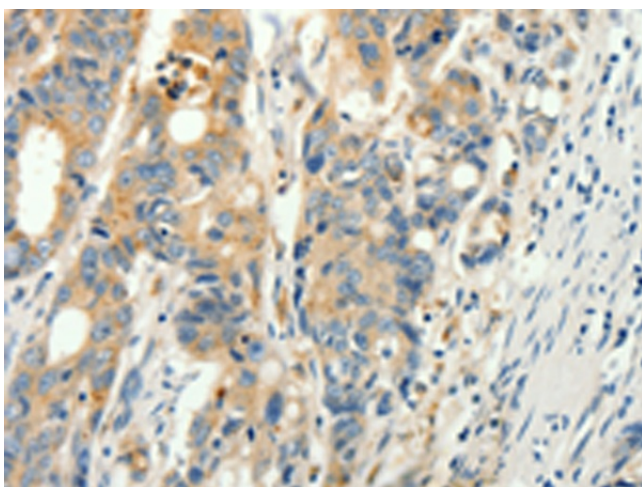
[View online »](#)

Product images:

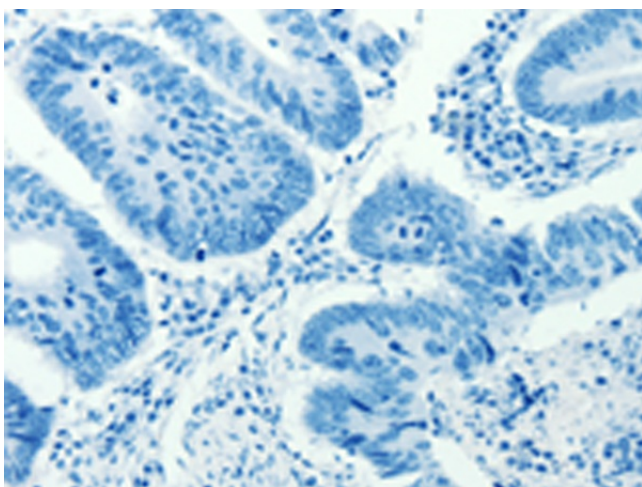
Immunohistochemistry of paraffin-embedded Human brain tissue using TA323999 (RPAP3 Antibody) at dilution 1/15 (Original magnification: ×200)



Immunohistochemistry of paraffin-embedded Human brain tissue using TA323999 (RPAP3 Antibody) at dilution 1/15, treated with fusion protein. (Original magnification: ×200)



Immunohistochemistry of paraffin-embedded Human colon cancer tissue using TA323999 (RPAP3 Antibody) at dilution 1/15 (Original magnification: ×200)



Immunohistochemistry of paraffin-embedded Human colon cancer tissue using TA323999 (RPAP3 Antibody) at dilution 1/15, treated with fusion protein. (Original magnification: ×200)