

Product datasheet for **TA323913S**

DNAJC7 Rabbit Polyclonal Antibody

Product data:


Product Type:	Primary Antibodies
Applications:	IHC, WB
Recommended Dilution:	WB: 500-2000 WB positive control: Human seminoma tissue IHC: 25-100 Positive control: Human colon cancer Predicted cell location: Cytoplasm, Nucleus
Reactivity:	Human, Mouse
Host:	Rabbit
Isotype:	IgG
Clonality:	Polyclonal
Immunogen:	Fusion protein corresponding to C terminal 250 amino acids of human Dnaj (Hsp40) homolog, subfamily C, member 7
Formulation:	PBS pH7.3, 0.05% NaN ₃ , 50% glycerol
Purification:	Antigen affinity purification
Conjugation:	Unconjugated
Storage:	Store at -20°C as received.
Stability:	Stable for 12 months from date of receipt.
Predicted Protein Size:	56 kDa
Gene Name:	Dnaj heat shock protein family (Hsp40) member C7
Database Link:	NP_001138238 Entrez Gene 56354 Mouse Entrez Gene 7266 Human Q99615
Background:	This gene encodes a member of the DNAJ heat shock protein 40 family of proteins that is characterized by two N-terminal tetratricopeptide repeat domains and a C-terminal DNAJ domain. This protein binds the chaperone proteins heat shock proteins 70 and 90 in an ATP-dependent manner and may function as a co-chaperone. Pseudogenes of this gene are found on chromosomes 1 and 6. Alternate splicing results in multiple transcript variants.



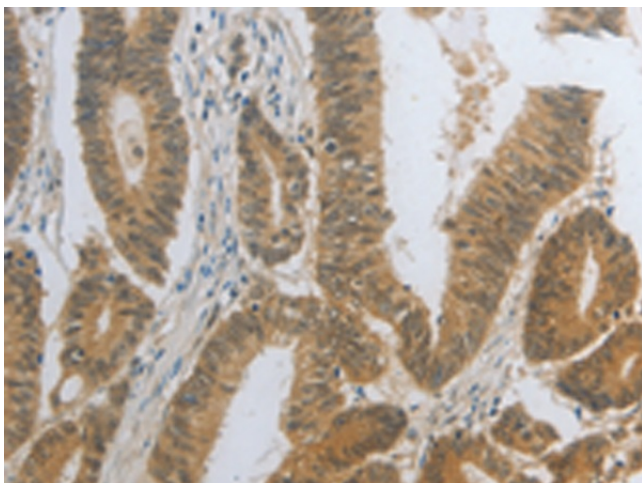
[View online »](#)

Synonyms: DJ11; DJC7; TPR2; TTC2

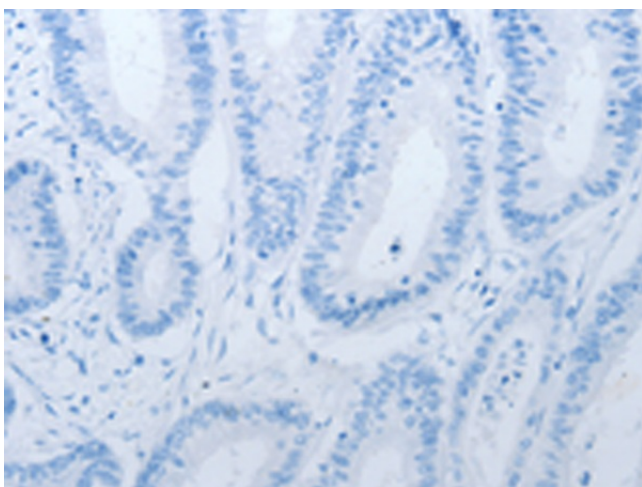
Product images:



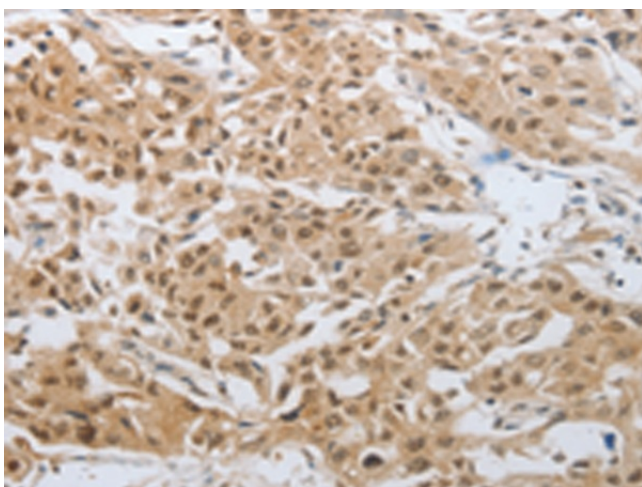
Gel: 10%SDS-PAGE
Lysate: 40 µg
Lane: Human seminoma tissue
Primary antibody: [TA323913] (DNAJC7 Antibody) at dilution 1/400
Secondary antibody: Goat anti rabbit IgG at 1/8000 dilution
Exposure time: 20 seconds



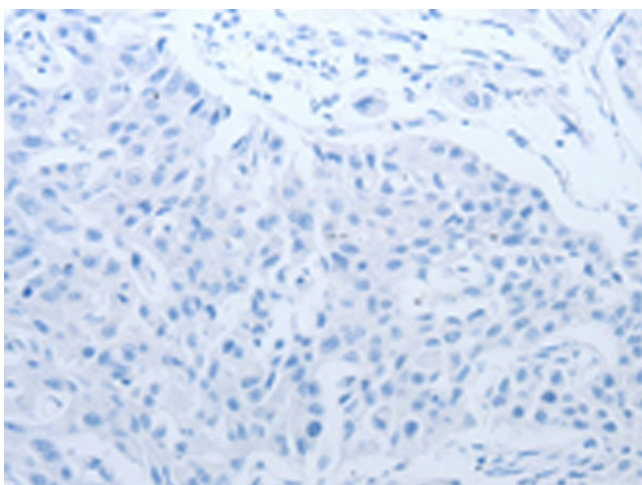
Immunohistochemistry of paraffin-embedded Human colon cancer tissue using [TA323913] (DNAJC7 Antibody) at dilution 1/25 (Original magnification: ×200)



Immunohistochemistry of paraffin-embedded Human colon cancer tissue using [TA323913] (DNAJC7 Antibody) at dilution 1/25, treated with fusion protein. (Original magnification: $\times 200$)



Immunohistochemistry of paraffin-embedded Human lung cancer tissue using [TA323913] (DNAJC7 Antibody) at dilution 1/25 (Original magnification: $\times 200$)



Immunohistochemistry of paraffin-embedded Human lung cancer tissue using [TA323913] (DNAJC7 Antibody) at dilution 1/25, treated with fusion protein. (Original magnification: $\times 200$)