

Product datasheet for **TA322998**

TrkA (NTRK1) Rabbit Polyclonal Antibody

Product data:

Product Type:	Primary Antibodies
Applications:	IHC
Recommended Dilution:	IHC: 100-300 Positive control: Human colon cancer Predicted cell location: Cytoplasm
Reactivity:	Human, Mouse, Rat
Host:	Rabbit
Isotype:	IgG
Clonality:	Polyclonal
Immunogen:	Synthetic peptide corresponding to a region derived from 781-796 amino acids of human neurotrophic tyrosine kinase, receptor, type 1
Formulation:	PBS pH7.3, 0.05% NaN ₃ , 50% glycerol
Concentration:	lot specific
Purification:	Antigen affinity purification
Conjugation:	Unconjugated
Storage:	Store at -20°C as received.
Stability:	Stable for 12 months from date of receipt.
Gene Name:	neurotrophic receptor tyrosine kinase 1
Database Link:	NP_002520 Entrez Gene 18211 Mouse Entrez Gene 59109 Rat Entrez Gene 4914 Human P04629

Background: This gene encodes a member of the neurotrophic tyrosine kinase receptor (NTRK) family. This kinase is a membrane-bound receptor that; upon neurotrophin binding; phosphorylates itself and members of the MAPK pathway. The presence of this kinase leads to cell differentiation and may play a role in specifying sensory neuron subtypes. Mutations in this gene have been associated with congenital insensitivity to pain; anhidrosis; self-mutilating behavior; mental retardation and cancer. Alternate transcriptional splice variants of this gene have been found; but only three have been characterized to date.



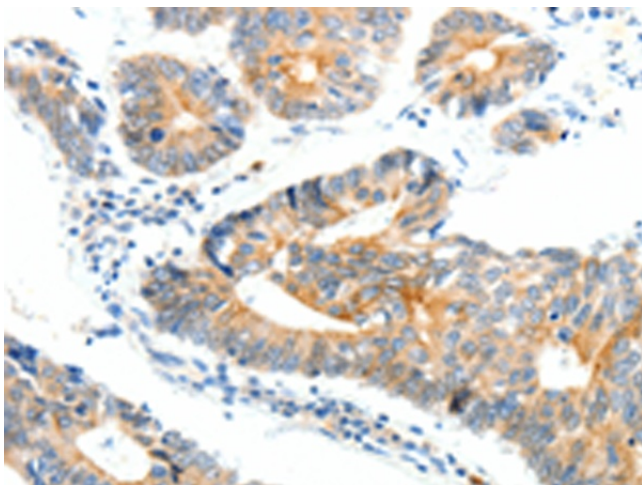
[View online »](#)

Synonyms: MTC; p140-TrkA; TRK; Trk-A; TRK1; TRKA

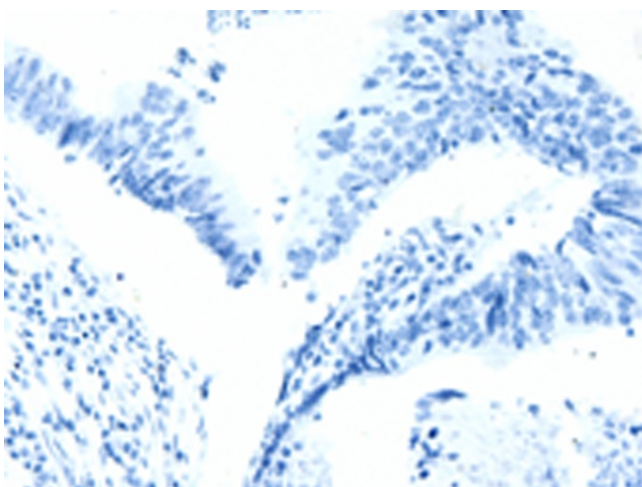
Protein Families: Druggable Genome, Protein Kinase, Transmembrane

Protein Pathways: Apoptosis, Endocytosis, MAPK signaling pathway, Neurotrophin signaling pathway, Pathways in cancer, Thyroid cancer

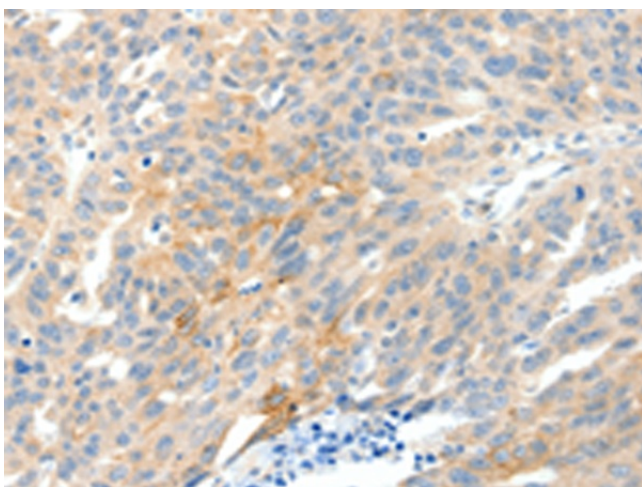
Product images:



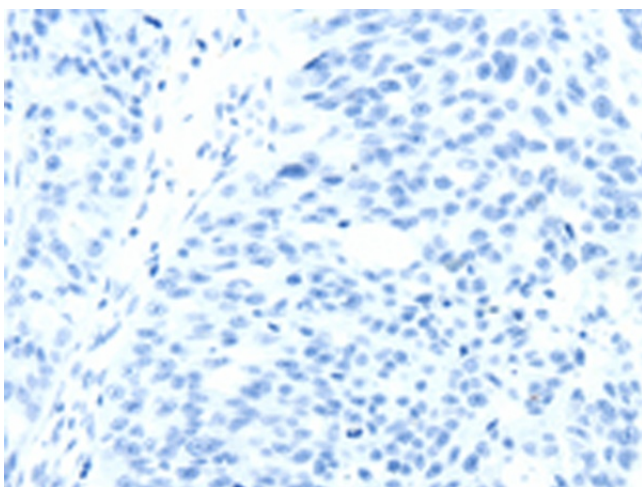
Immunohistochemistry of paraffin-embedded Human colon cancer tissue using TA322998 (NTRK1 Antibody) at dilution 1/90 (Original magnification: $\times 200$)



Immunohistochemistry of paraffin-embedded Human colon cancer tissue using TA322998 (NTRK1 Antibody) at dilution 1/90, treated with synthetic peptide. (Original magnification: $\times 200$)



Immunohistochemistry of paraffin-embedded Human ovarian cancer tissue using TA322998 (NTRK1 Antibody) at dilution 1/90 (Original magnification: $\times 200$)



Immunohistochemistry of paraffin-embedded Human ovarian cancer tissue using TA322998 (NTRK1 Antibody) at dilution 1/90, treated with synthetic peptide. (Original magnification: $\times 200$)