

## Product datasheet for **TA322983**

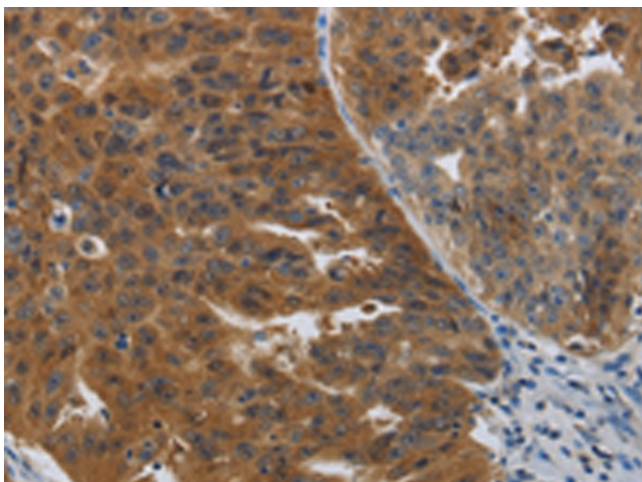
### PDCD2 Rabbit Polyclonal Antibody

#### Product data:

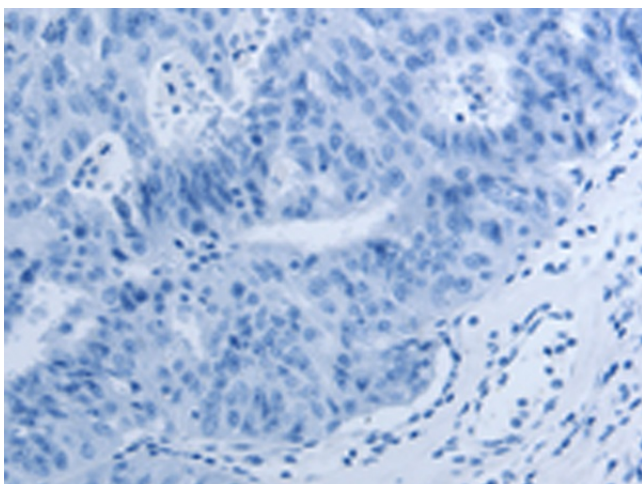
Product Type:	Primary Antibodies
Applications:	IHC
Recommended Dilution:	IHC: 50-200 Positive control: Human ovarian cancer Predicted cell location: Cytoplasm
Reactivity:	Human, Mouse, Rat
Host:	Rabbit
Isotype:	IgG
Clonality:	Polyclonal
Immunogen:	Synthetic peptide corresponding to a region derived from 330-344 amino acids of Human programmed cell death 2
Formulation:	PBS pH7.3, 0.05% NaN <sub>3</sub> , 50% glycerol
Concentration:	lot specific
Purification:	Antigen affinity purification
Conjugation:	Unconjugated
Storage:	Store at -20°C as received.
Stability:	Stable for 12 months from date of receipt.
Gene Name:	programmed cell death 2
Database Link:	<a href="#">NP_659005</a> <a href="#">Entrez Gene 18567 Mouse</a> <a href="#">Entrez Gene 58934 Rat</a> <a href="#">Entrez Gene 5134 Human</a> <a href="#">Q16342</a>
Background:	This gene encodes a nuclear protein expressed in a variety of tissues. Expression of this gene has been shown to be repressed by B-cell CLL/lymphoma 6 (BCL6); a transcriptional repressor required for lymph node germinal center development; suggesting that BCL6 regulates apoptosis by its effects on this protein. Alternative splicing results in multiple transcript variants and pseudogenes have been identified on chromosomes 9 and 12.
Synonyms:	RP8; ZMYND7



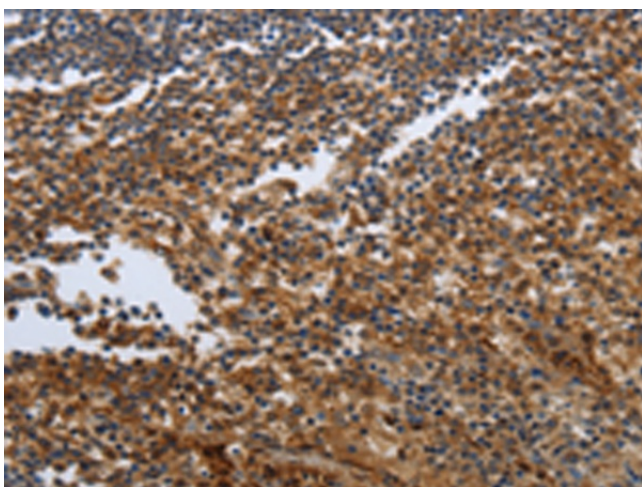
[View online »](#)

**Product images:**

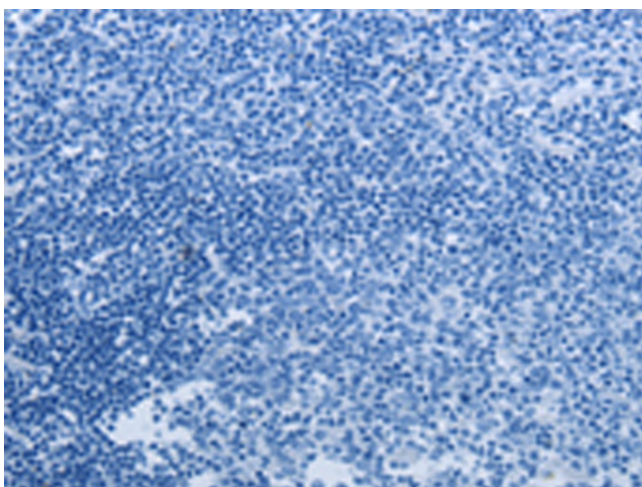
Immunohistochemistry of paraffin-embedded Human ovarian cancer tissue using TA322983 (PDCD2 Antibody) at dilution 1/50 (Original magnification:  $\times 200$ )



Immunohistochemistry of paraffin-embedded Human ovarian cancer tissue using TA322983 (PDCD2 Antibody) at dilution 1/50, treated with synthetic peptide. (Original magnification:  $\times 200$ )



Immunohistochemistry of paraffin-embedded Human tonsil tissue using TA322983 (PDCD2 Antibody) at dilution 1/50 (Original magnification: ×200)



Immunohistochemistry of paraffin-embedded Human tonsil tissue using TA322983 (PDCD2 Antibody) at dilution 1/50, treated with synthetic peptide. (Original magnification: ×200)