

Product datasheet for **TA322849**

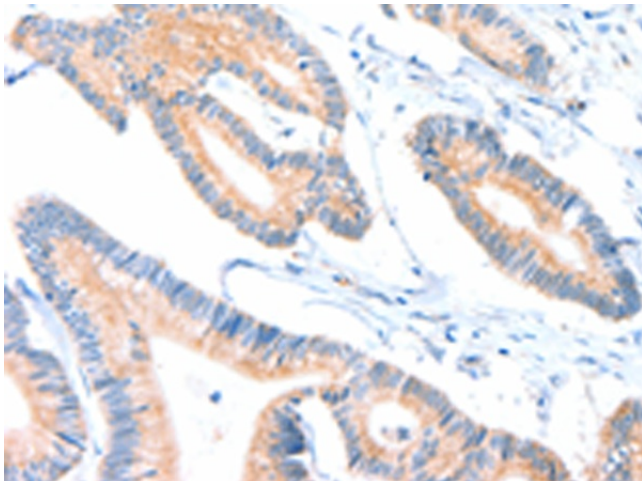
ACOX2 Rabbit Polyclonal Antibody

Product data:

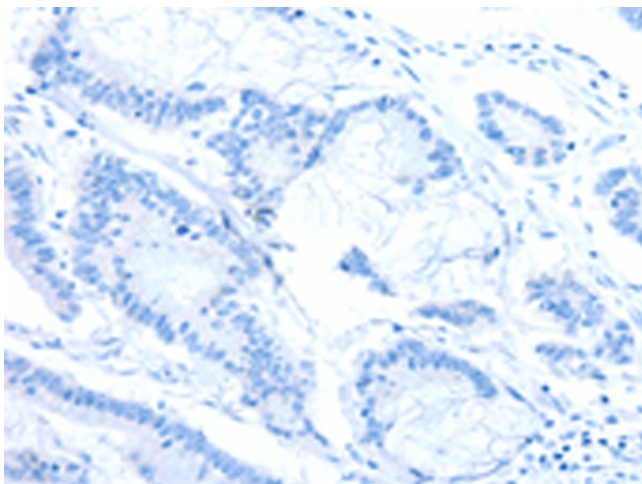
Product Type:	Primary Antibodies
Applications:	IHC
Recommended Dilution:	IHC: 25-100 Positive control: Human colon cancer Predicted cell location: Cytoplasm
Reactivity:	Human
Host:	Rabbit
Isotype:	IgG
Clonality:	Polyclonal
Immunogen:	Fusion protein corresponding to C terminal 250 amino acids of human acyl-CoA oxidase 2, branched chain
Formulation:	PBS pH7.3, 0.05% NaN ₃ , 50% glycerol
Concentration:	lot specific
Purification:	Antigen affinity purification
Conjugation:	Unconjugated
Storage:	Store at -20°C as received.
Stability:	Stable for 12 months from date of receipt.
Gene Name:	acyl-CoA oxidase 2, branched chain
Database Link:	NP_003491 Entrez Gene 8309 Human Q99424
Background:	The product of this gene belongs to the acyl-CoA oxidase family. It encodes the branched-chain acyl-CoA oxidase which is involved in the degradation of long branched fatty acids and bile acid intermediates in peroxisomes. Deficiency of this enzyme results in the accumulation of branched fatty acids and bile acid intermediates, and may lead to Zellweger syndrome, severe mental retardation, and death in children.
Synonyms:	BCOX; BRCACOX; BRCCOX; THCCox
Protein Pathways:	Metabolic pathways, PPAR signaling pathway, Primary bile acid biosynthesis



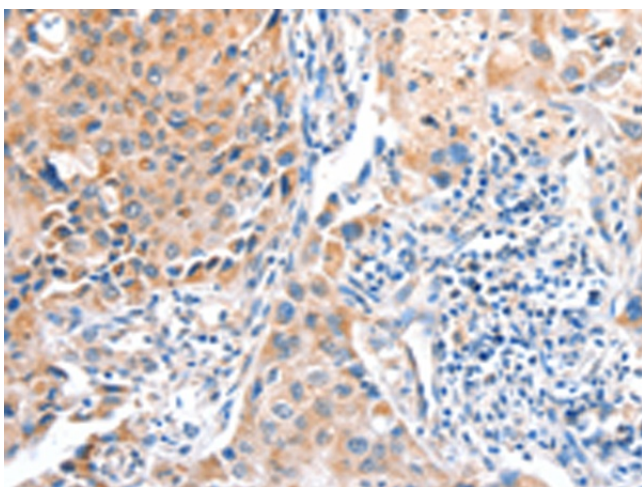
[View online »](#)

Product images:

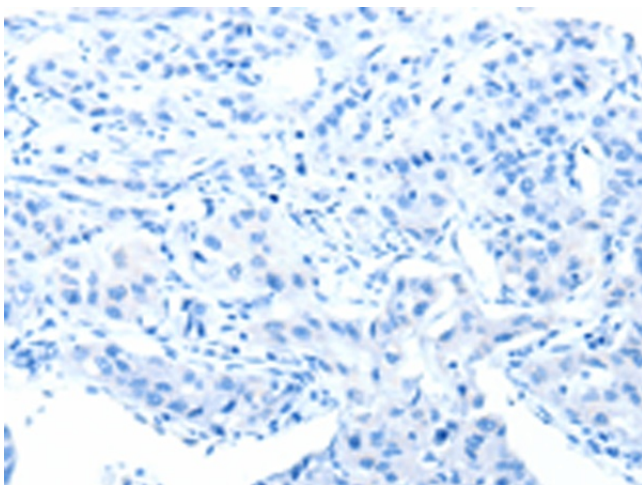
Immunohistochemistry of paraffin-embedded Human colon cancer tissue using TA322849 (ACOX2 Antibody) at dilution 1/25 (Original magnification: $\times 200$)



Immunohistochemistry of paraffin-embedded Human colon cancer tissue using TA322849 (ACOX2 Antibody) at dilution 1/25, treated with fusion protein. (Original magnification: $\times 200$)



Immunohistochemistry of paraffin-embedded Human lung cancer tissue using TA322849 (ACOX2 Antibody) at dilution 1/25 (Original magnification: $\times 200$)



Immunohistochemistry of paraffin-embedded Human lung cancer tissue using TA322849 (ACOX2 Antibody) at dilution 1/25, treated with fusion protein. (Original magnification: $\times 200$)