

Product datasheet for **TA322663S**

ABCD2 Rabbit Polyclonal Antibody

Product data:

Product Type:	Primary Antibodies
Applications:	IHC
Recommended Dilution:	IHC: 25-100 Positive control: Human ovarian cancer Predicted cell location: Cytoplasm
Reactivity:	Human, Mouse, Rat
Host:	Rabbit
Isotype:	IgG
Clonality:	Polyclonal
Immunogen:	Synthetic peptide corresponding to a region derived from 274-288 amino acids of human ATP-binding cassette, sub-family D (ALD), member 2
Formulation:	PBS pH7.3, 0.05% NaN ₃ , 50% glycerol
Purification:	Antigen affinity purification
Conjugation:	Unconjugated
Storage:	Store at -20°C as received.
Stability:	Stable for 12 months from date of receipt.
Gene Name:	ATP binding cassette subfamily D member 2
Database Link:	NP_005155 Entrez Gene 26874 Mouse Entrez Gene 84356 Rat Entrez Gene 225 Human Q9UBJ2



[View online »](#)

Background:

The protein encoded by this gene is a member of the superfamily of ATP-binding cassette (ABC) transporters. ABC proteins transport various molecules across extra- and intra-cellular membranes. ABC genes are divided into seven distinct subfamilies (ABC1; MDR/TAP; MRP; ALD; OABP; GCN20; White). This protein is a member of the ALD subfamily; which is involved in peroxisomal import of fatty acids and/or fatty acyl-CoAs in the organelle. All known peroxisomal ABC transporters are half transporters which require a partner half transporter molecule to form a functional homodimeric or heterodimeric transporter. The function of this peroxisomal membrane protein is unknown; however this protein is speculated to function as a dimerization partner of ABCD1 and/or other peroxisomal ABC transporters. Mutations in this gene have been observed in patients with adrenoleukodystrophy; a severe demyelinating disease. This gene has been identified as a candidate for a modifier gene; accounting for the extreme variation among adrenoleukodystrophy phenotypes. This gene is also a candidate for a complement group of Zellweger syndrome; a genetically heterogeneous disorder of peroxisomal biogenesis.

Synonyms:

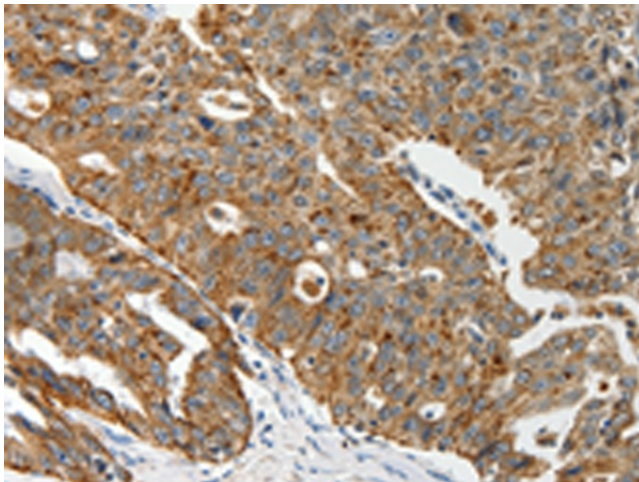
ABC39; ALDL1; ALDR; ALDRP; hALDR

Protein Families:

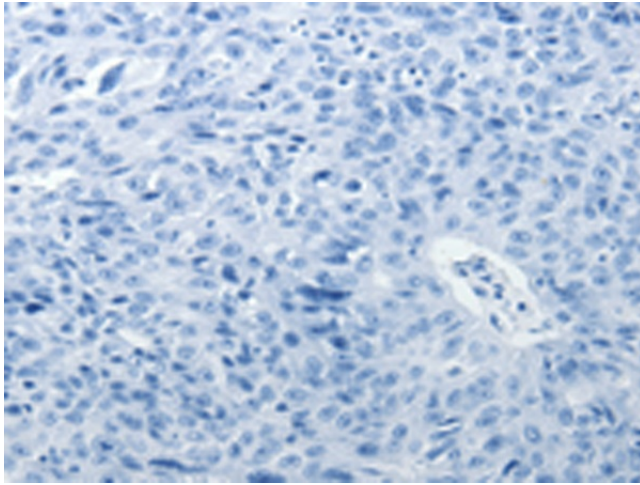
Druggable Genome

Protein Pathways:

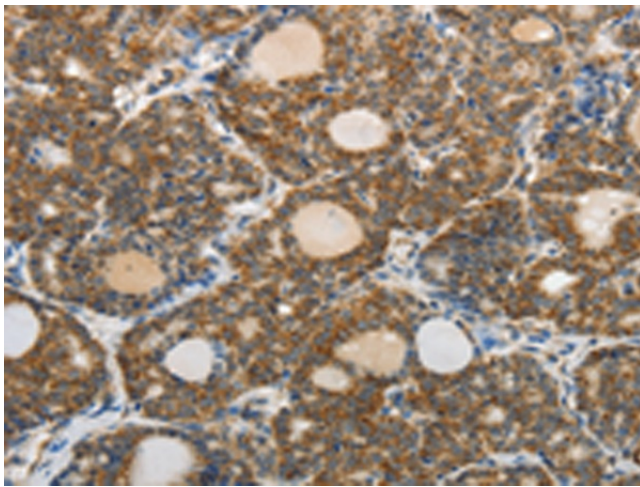
ABC transporters

Product images:

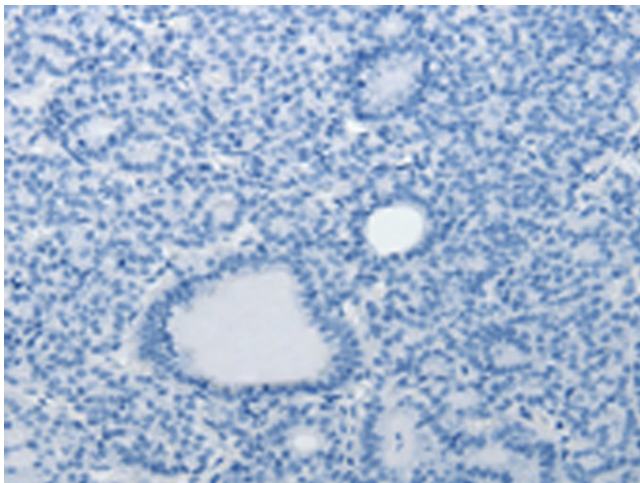
Immunohistochemistry of paraffin-embedded Human ovarian cancer tissue using [TA322663] (ABCD2 Antibody) at dilution 1/20 (Original magnification: $\times 200$)



Immunohistochemistry of paraffin-embedded Human ovarian cancer tissue using [TA322663] (ABCD2 Antibody) at dilution 1/20, treated with synthetic peptide. (Original magnification: $\times 200$)



Immunohistochemistry of paraffin-embedded Human thyroid cancer tissue using [TA322663] (ABCD2 Antibody) at dilution 1/20 (Original magnification: $\times 200$)



Immunohistochemistry of paraffin-embedded Human thyroid cancer tissue using [TA322663] (ABCD2 Antibody) at dilution 1/20, treated with synthetic peptide. (Original magnification: $\times 200$)