

Product datasheet for **TA322549**

RAMP3 Rabbit Polyclonal Antibody

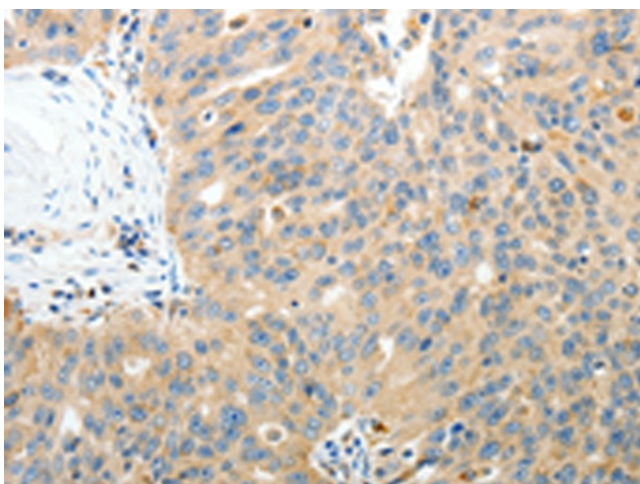
Product data:

Product Type:	Primary Antibodies
Applications:	IHC
Recommended Dilution:	IHC: 50-200 Positive control: Human ovarian cancer Predicted cell location: Cytoplasm
Reactivity:	Human, Mouse, Rat
Host:	Rabbit
Isotype:	IgG
Clonality:	Polyclonal
Immunogen:	Fusion protein corresponding to a region derived from 24-118 amino acids of human receptor (G protein-coupled) activity modifying protein 3
Formulation:	PBS pH7.3, 0.05% NaN ₃ , 50% glycerol
Concentration:	lot specific
Purification:	Antigen affinity purification
Conjugation:	Unconjugated
Storage:	Store at -20°C as received.
Stability:	Stable for 12 months from date of receipt.
Gene Name:	receptor (G protein-coupled) activity modifying protein 3
Database Link:	NP_005847 Entrez Gene 56089 Mouse Entrez Gene 56820 Rat Entrez Gene 10268 Human O60896

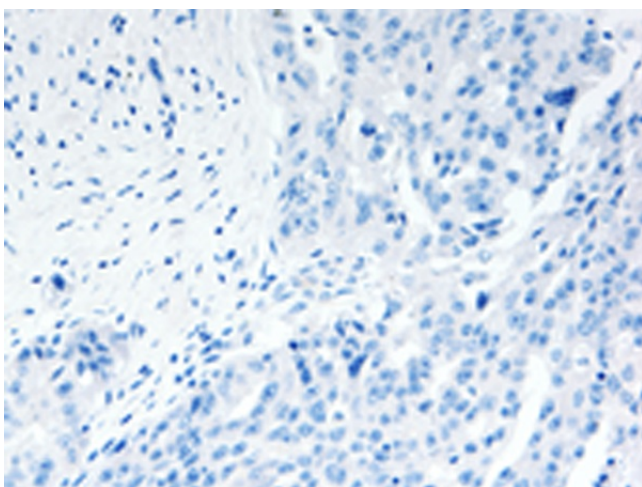


[View online »](#)

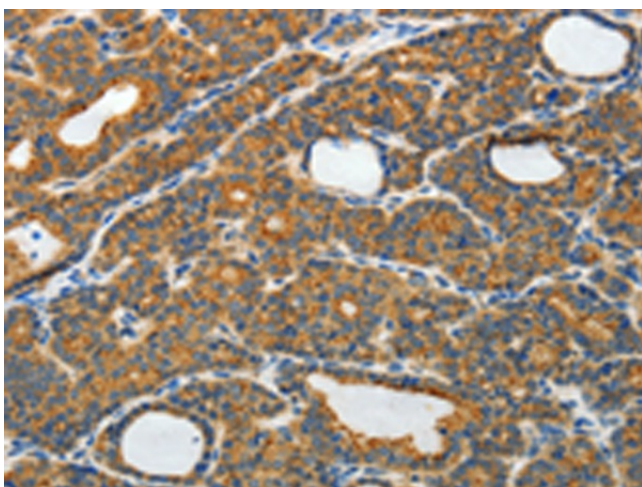
- Background:** The protein encoded by this gene is a member of the RAMP family of single-transmembrane-domain proteins; called receptor (calcitonin) activity modifying proteins (RAMPs). RAMPs are type I transmembrane proteins with an extracellular N terminus and a cytoplasmic C terminus. RAMPs are required to transport calcitonin-receptor-like receptor (CRLR) to the plasma membrane. CRLR; a receptor with seven transmembrane domains; can function as either a calcitonin-gene-related peptide (CGRP) receptor or an adrenomedullin receptor; depending on which members of the RAMP family are expressed. In the presence of this (RAMP3) protein; CRLR functions as an adrenomedullin receptor.
- Synonyms:** calcitonin receptor-like receptor activity modifying protein 3; receptor (calcitonin) activity modifying protein 3; receptor (G protein-coupled) activity modifying protein 3; receptor-activity-modifying protein 3; receptor activity modifying protein 3
- Protein Families:** Druggable Genome, Transmembrane
- Protein Pathways:** Vascular smooth muscle contraction

Product images:

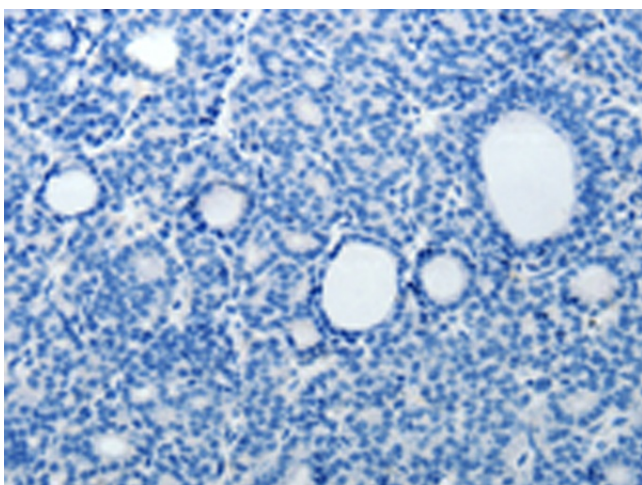
Immunohistochemistry of paraffin-embedded Human ovarian cancer tissue using TA322549 (RAMP3 Antibody) at dilution 1/40 (Original magnification: $\times 200$)



Immunohistochemistry of paraffin-embedded Human ovarian cancer tissue using TA322549 (RAMP3 Antibody) at dilution 1/40, treated with fusion protein. (Original magnification: $\times 200$)



Immunohistochemistry of paraffin-embedded Human thyroid cancer tissue using TA322549 (RAMP3 Antibody) at dilution 1/40 (Original magnification: $\times 200$)



Immunohistochemistry of paraffin-embedded Human thyroid cancer tissue using TA322549 (RAMP3 Antibody) at dilution 1/40, treated with fusion protein. (Original magnification: $\times 200$)