

Product datasheet for **TA322538S**

Gastric Mucin (MUC6) Rabbit Polyclonal Antibody

Product data:

Product Type:	Primary Antibodies
Applications:	IHC
Recommended Dilution:	IHC: 25-100 Positive control: Human colon cancer Predicted cell location: Cytoplasm
Reactivity:	Human
Host:	Rabbit
Isotype:	IgG
Clonality:	Polyclonal
Immunogen:	Synthetic peptide corresponding to a region derived from 1901-1915 amino acids of Human mucin 6, oligomeric mucus/gel-forming
Formulation:	PBS pH7.3, 0.05% NaN ₃ , 50% glycerol
Concentration:	lot specific
Purification:	Antigen affinity purification
Conjugation:	Unconjugated
Storage:	Store at -20°C as received.
Stability:	Stable for 12 months from date of receipt.
Gene Name:	mucin 6, oligomeric mucus/gel-forming
Database Link:	NP_005952 Entrez Gene 4588 Human Q6W4X9

Background: The MUC6 gene encodes gastric mucin; a secreted glycoprotein that plays an essential role in epithelial cytoprotection from acid; proteases; pathogenic microorganisms; and mechanical trauma in the gastrointestinal tract. May provide a mechanism for modulation of the composition of the protective mucus layer related to acid secretion or the presence of bacteria and noxious agents in the lumen. Plays an important role in the cytoprotection of epithelial surfaces and are used as tumor markers in a variety of cancers. May play a role in epithelial organogenesis.

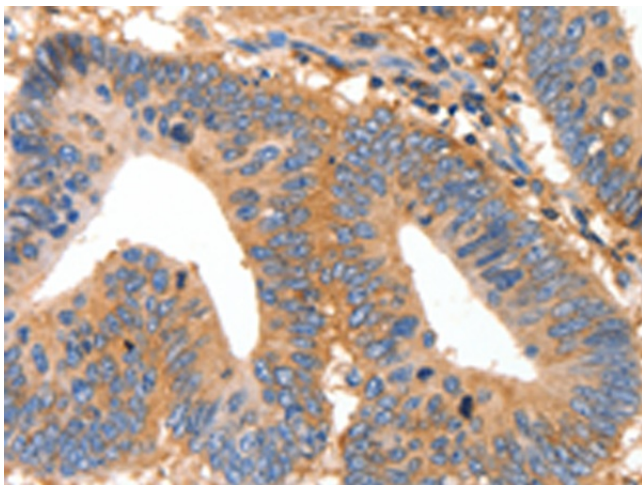


[View online »](#)

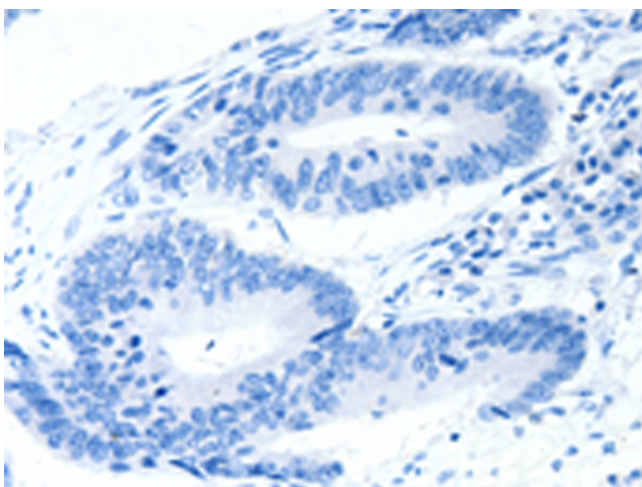
Synonyms: MUC-6

Protein Families: Druggable Genome

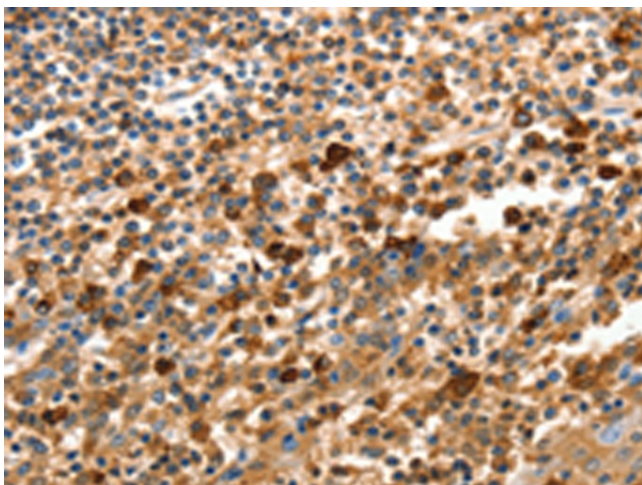
Product images:




Immunohistochemistry of paraffin-embedded Human colon cancer tissue using [TA322538] (MUC6 Antibody) at dilution 1/25 (Original magnification: $\times 200$)



Immunohistochemistry of paraffin-embedded Human colon cancer tissue using [TA322538] (MUC6 Antibody) at dilution 1/25, treated with synthetic peptide. (Original magnification: $\times 200$)



Immunohistochemistry of paraffin-embedded Human tonsil tissue using [TA322538] (MUC6 Antibody) at dilution 1/25 (Original magnification: ×200)



Immunohistochemistry of paraffin-embedded Human tonsil tissue using [TA322538] (MUC6 Antibody) at dilution 1/25, treated with synthetic peptide. (Original magnification: ×200)