

## Product datasheet for **TA322506S**

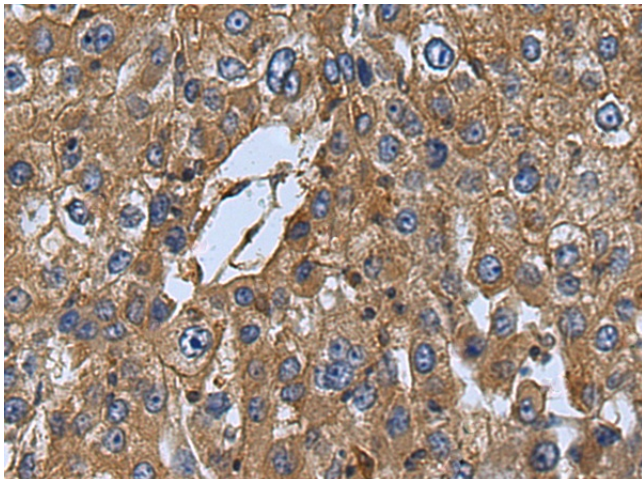
### MERTK Rabbit Polyclonal Antibody

#### Product data:

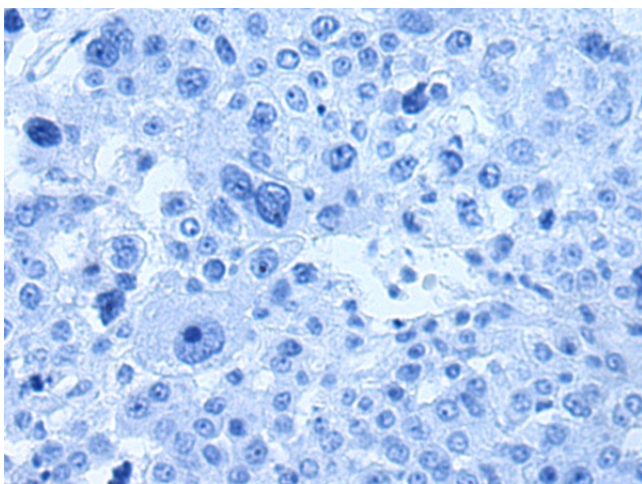
Product Type:	Primary Antibodies
Applications:	IHC
Recommended Dilution:	IHC: 100-300 Positive control: Human liver cancer Predicted cell location: Cytoplasm
Reactivity:	Human, Mouse, Rat
Host:	Rabbit
Isotype:	IgG
Clonality:	Polyclonal
Immunogen:	Fusion protein corresponding to C terminal 300 amino acids of human c-mer proto-oncogene tyrosine kinase
Formulation:	PBS pH7.3, 0.05% NaN <sub>3</sub> , 50% glycerol
Purification:	Antigen affinity purification
Conjugation:	Unconjugated
Storage:	Store at -20°C as received.
Stability:	Stable for 12 months from date of receipt.
Gene Name:	MER proto-oncogene, tyrosine kinase
Database Link:	<a href="#">NP_006334</a> <a href="#">Entrez Gene 17289 Mouse</a> <a href="#">Entrez Gene 65037 Rat</a> <a href="#">Entrez Gene 10461 Human</a> <a href="#">Q12866</a>
Background:	This gene is a member of the MER/AXL/TYRO3 receptor kinase family and encodes a transmembrane protein with two fibronectin type-III domains; two Ig-like C2-type (immunoglobulin-like) domains; and one tyrosine kinase domain. Mutations in this gene have been associated with disruption of the retinal pigment epithelium (RPE) phagocytosis pathway and onset of autosomal recessive retinitis pigmentosa (RP).
Synonyms:	c-mer; MER; RP38
Protein Families:	Druggable Genome, Protein Kinase, Transmembrane



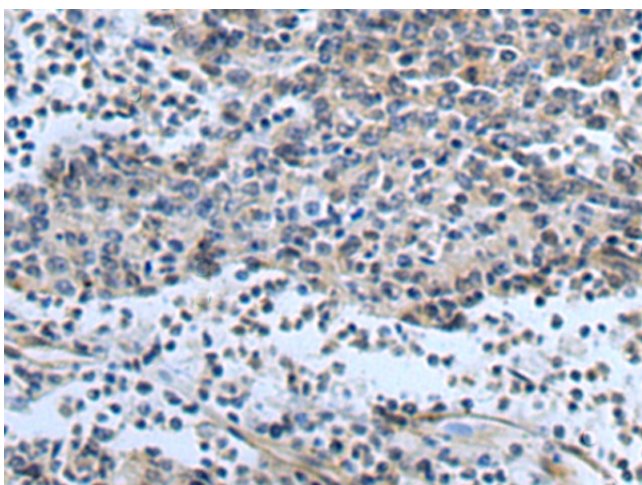
[View online »](#)

**Product images:**

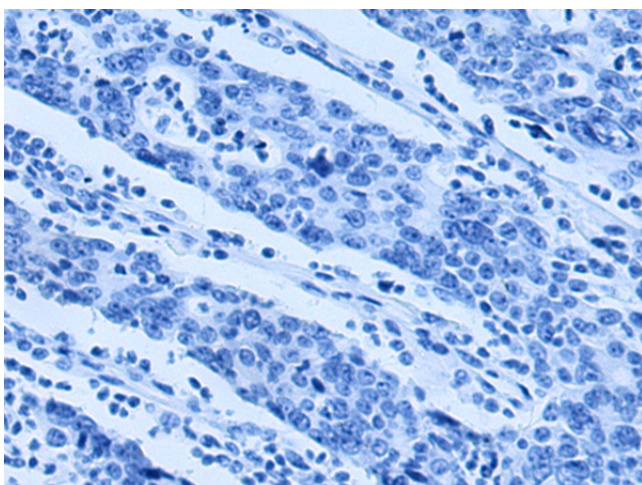
Immunohistochemistry of paraffin-embedded Human liver cancer tissue using [TA322506] (MERTK Antibody) at dilution 1/110 (Original magnification: ×200)



Immunohistochemistry of paraffin-embedded Human liver cancer tissue using [TA322506] (MERTK Antibody) at dilution 1/110, treated with fusion protein. (Original magnification: ×200)



Immunohistochemistry of paraffin-embedded Human gastric cancer tissue using [TA322506] (MERTK Antibody) at dilution 1/110 (Original magnification: ×200)



Immunohistochemistry of paraffin-embedded Human gastric cancer tissue using [TA322506] (MERTK Antibody) at dilution 1/110, treated with fusion protein. (Original magnification: ×200)