

Product datasheet for **TA322333**

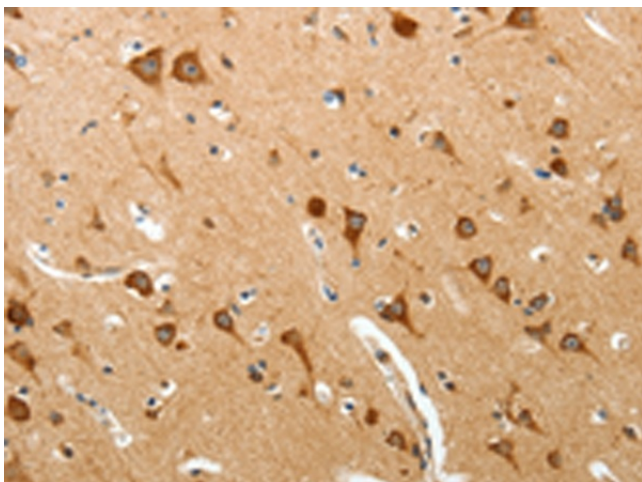
BIRC6 Rabbit Polyclonal Antibody

Product data:

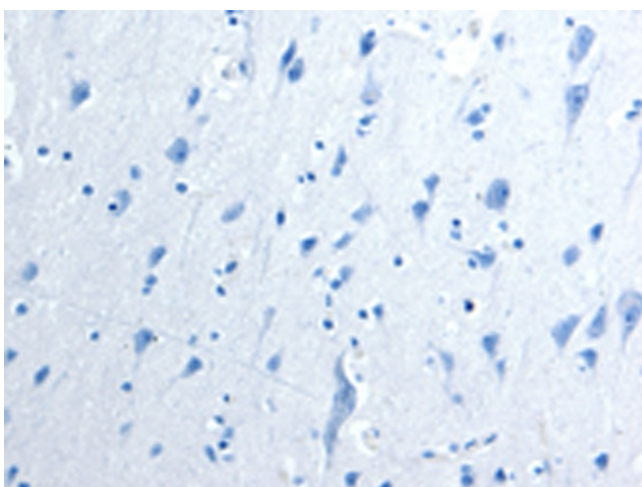
Product Type:	Primary Antibodies
Applications:	IHC
Recommended Dilution:	IHC: 50-200 Positive control: Human brain Predicted cell location: Cytoplasm
Reactivity:	Human, Mouse
Host:	Rabbit
Isotype:	IgG
Clonality:	Polyclonal
Immunogen:	Synthetic peptide corresponding to a region derived from 4842-4857 amino acids of human baculoviral IAP repeat containing 6
Formulation:	PBS pH7.3, 0.05% NaN ₃ , 50% glycerol
Concentration:	lot specific
Purification:	Antigen affinity purification
Conjugation:	Unconjugated
Storage:	Store at -20°C as received.
Stability:	Stable for 12 months from date of receipt.
Gene Name:	baculoviral IAP repeat containing 6
Database Link:	NP_057336 Entrez Gene 12211 Mouse Entrez Gene 57448 Human Q9NR09
Background:	This gene encodes a protein with a BIR (baculoviral inhibition of apoptosis protein repeat) domain and a UBCc (ubiquitin-conjugating enzyme E2; catalytic) domain. This protein inhibits apoptosis by facilitating the degradation of apoptotic proteins by ubiquitination.
Synonyms:	APOLLON; BRUCE
Protein Families:	Druggable Genome
Protein Pathways:	Ubiquitin mediated proteolysis



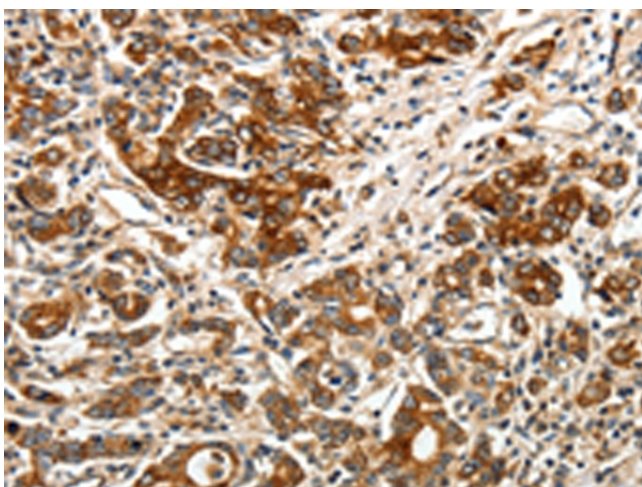
[View online »](#)

Product images:

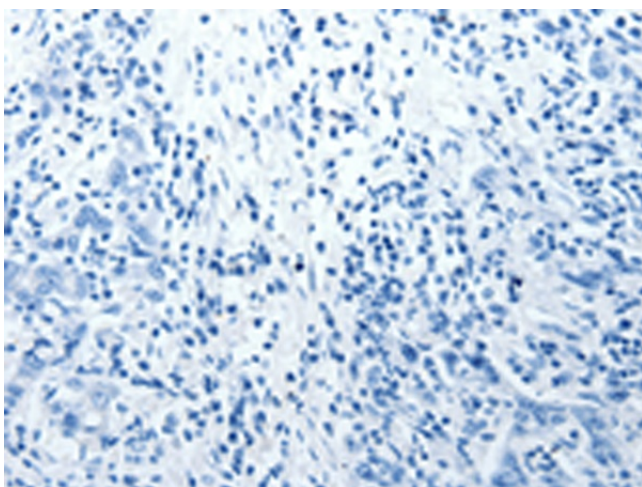
Immunohistochemistry of paraffin-embedded Human brain tissue using TA322333 (BIRC6 Antibody) at dilution 1/40 (Original magnification: ×200)



Immunohistochemistry of paraffin-embedded Human brain tissue using TA322333 (BIRC6 Antibody) at dilution 1/40, treated with synthetic peptide. (Original magnification: ×200)



Immunohistochemistry of paraffin-embedded Human gastric cancer tissue using TA322333 (BIRC6 Antibody) at dilution 1/40 (Original magnification: $\times 200$)



Immunohistochemistry of paraffin-embedded Human gastric cancer tissue using TA322333 (BIRC6 Antibody) at dilution 1/40, treated with synthetic peptide. (Original magnification: $\times 200$)