

## Product datasheet for **TA321831**

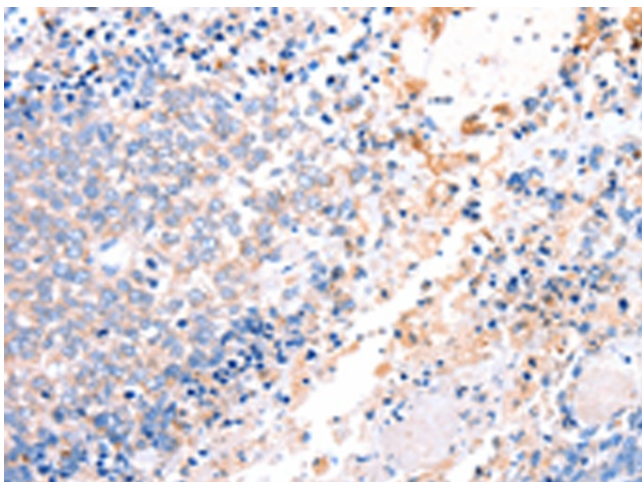
### ACAD9 Rabbit Polyclonal Antibody

#### Product data:

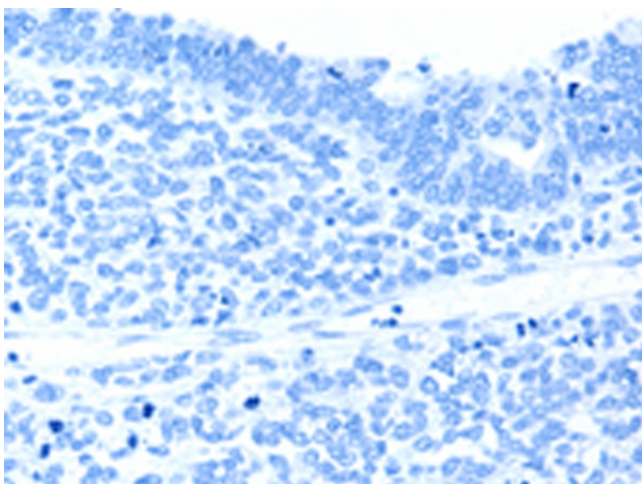
Product Type:	Primary Antibodies
Applications:	IHC
Recommended Dilution:	IHC: 15-50 Positive control: Human ovarian cancer Predicted cell location: Cytoplasm
Reactivity:	Human, Mouse
Host:	Rabbit
Isotype:	IgG
Clonality:	Polyclonal
Immunogen:	Fusion protein corresponding to C terminal 250 amino acids of human acyl-CoA dehydrogenase family, member 9
Formulation:	PBS pH7.3, 0.05% NaN <sub>3</sub> , 50% glycerol
Concentration:	lot specific
Purification:	Antigen affinity purification
Conjugation:	Unconjugated
Storage:	Store at -20°C as received.
Stability:	Stable for 12 months from date of receipt.
Gene Name:	acyl-CoA dehydrogenase family member 9
Database Link:	<a href="#">NP_054768</a> <a href="#">Entrez Gene 229211 Mouse</a> <a href="#">Entrez Gene 28976 Human</a> <a href="#">Q9H845</a>
Background:	This gene encodes a member of the acyl-CoA dehydrogenase family. Members of this family of proteins localize to the mitochondria and catalyze the rate-limiting step in the beta-oxidation of fatty acyl-CoA. The encoded protein is specifically active toward palmitoyl-CoA and long-chain unsaturated substrates. Mutations in this gene cause acyl-CoA dehydrogenase family member type 9 deficiency. Alternate splicing results in multiple transcript variants.
Synonyms:	NPD002



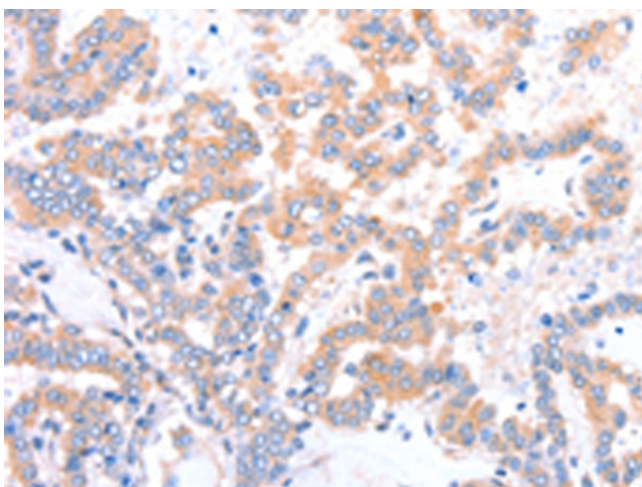
[View online »](#)

**Product images:**

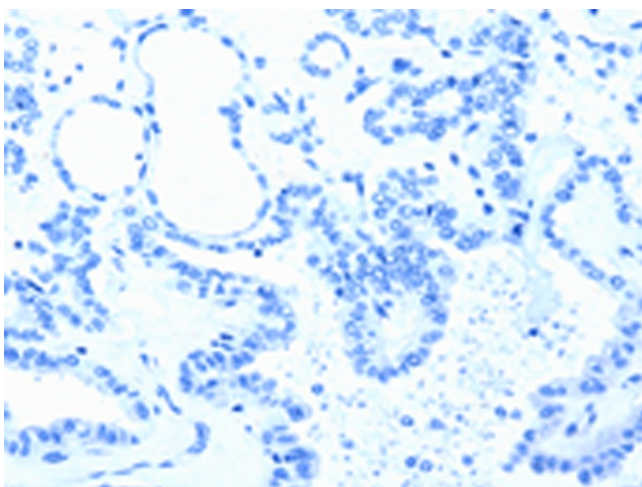
Immunohistochemistry of paraffin-embedded Human ovarian cancer tissue using TA321831 (ACAD9 Antibody) at dilution 1/15 (Original magnification: x200)



Immunohistochemistry of paraffin-embedded Human ovarian cancer tissue using TA321831 (ACAD9 Antibody) at dilution 1/15, treated with fusion protein. (Original magnification: x200)



Immunohistochemistry of paraffin-embedded Human thyroid cancer tissue using TA321831 (ACAD9 Antibody) at dilution 1/15 (Original magnification: ×200)



Immunohistochemistry of paraffin-embedded Human thyroid cancer tissue using TA321831 (ACAD9 Antibody) at dilution 1/15, treated with fusion protein. (Original magnification: ×200)