

## Product datasheet for **TA321826**

### SOCS5 Rabbit Polyclonal Antibody

#### Product data:

Product Type:	Primary Antibodies
Applications:	IHC
Recommended Dilution:	IHC: 25-100 Positive control: Human thyroid cancer Predicted cell location: Cytoplasm, Nucleus
Reactivity:	Human, Mouse
Host:	Rabbit
Isotype:	IgG
Clonality:	Polyclonal
Immunogen:	Fusion protein corresponding to C terminal 250 amino acids of human suppressor of cytokine signaling 5
Formulation:	PBS pH7.3, 0.05% NaN <sub>3</sub> , 50% glycerol
Concentration:	lot specific
Purification:	Antigen affinity purification
Conjugation:	Unconjugated
Storage:	Store at -20°C as received.
Stability:	Stable for 12 months from date of receipt.
Gene Name:	suppressor of cytokine signaling 5
Database Link:	<a href="#">NP_054730</a> <a href="#">Entrez Gene 56468 Mouse</a> <a href="#">Entrez Gene 9655 Human</a> <a href="#">O75159</a>
Background:	The protein encoded by this gene contains a SH2 domain and a SOCS BOX domain. The protein thus belongs to the suppressor of cytokine signaling (SOCS) family; also known as STAT-induced STAT inhibitor (SSI) protein family. SOCS family members are known to be cytokine-inducible negative regulators of cytokine signaling. The specific function of this protein has not yet been determined. Two alternatively spliced transcript variants encoding an identical protein have been reported.
Synonyms:	CIS6; Cish5; CISH6; SOCS-5

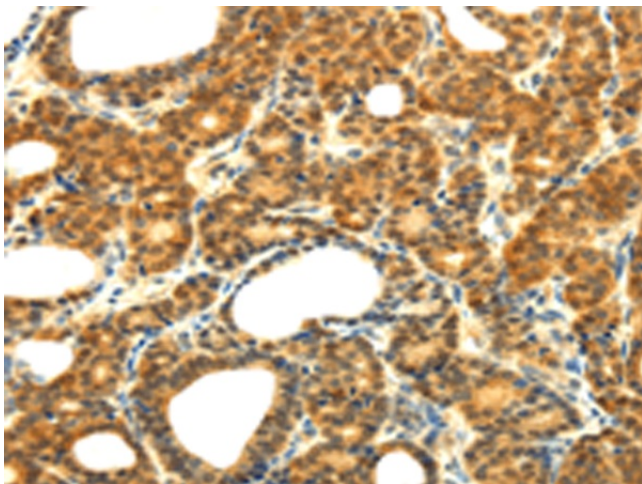


[View online »](#)

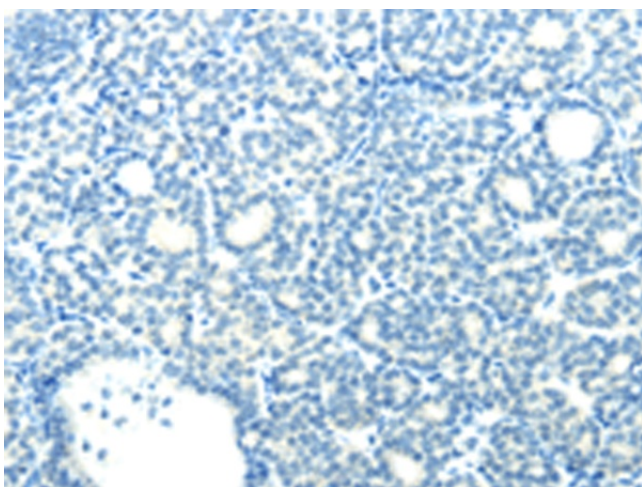
Protein Families: Druggable Genome

Protein Pathways: Jak-STAT signaling pathway

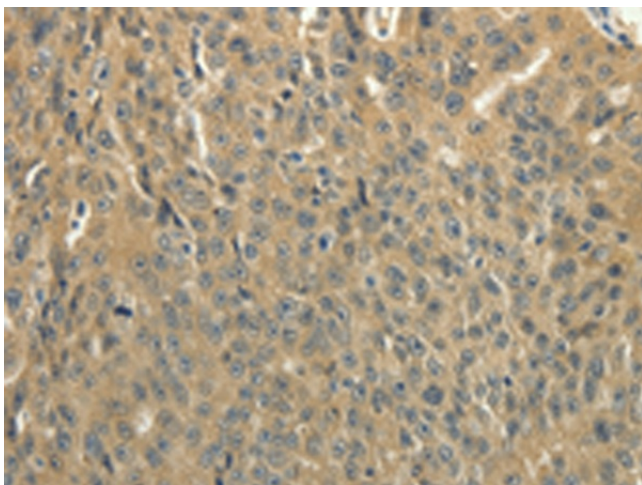
**Product images:**



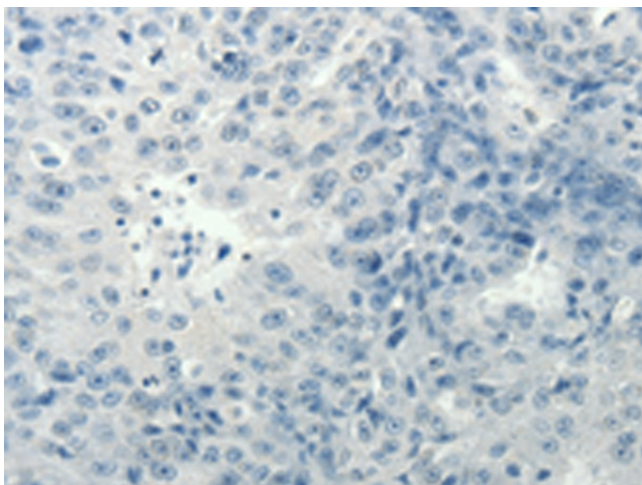
Immunohistochemistry of paraffin-embedded Human thyroid cancer tissue using TA321826 (SOCS5 Antibody) at dilution 1/20 (Original magnification:  $\times 200$ )



Immunohistochemistry of paraffin-embedded Human thyroid cancer tissue using TA321826 (SOCS5 Antibody) at dilution 1/20, treated with fusion protein. (Original magnification:  $\times 200$ )



Immunohistochemistry of paraffin-embedded Human ovarian cancer tissue using TA321826 (SOCS5 Antibody) at dilution 1/20 (Original magnification:  $\times 200$ )



Immunohistochemistry of paraffin-embedded Human ovarian cancer tissue using TA321826 (SOCS5 Antibody) at dilution 1/20, treated with fusion protein. (Original magnification:  $\times 200$ )