

Product datasheet for **TA321048**

Apolipoprotein A I (APOA1) Rabbit Polyclonal Antibody

Product data:

Product Type:	Primary Antibodies
Applications:	IHC
Recommended Dilution:	IHC: 25-100 Positive control: Human brain Predicted cell location: Cytoplasm
Reactivity:	Human
Host:	Rabbit
Isotype:	IgG
Clonality:	Polyclonal
Immunogen:	Fusion protein corresponding to a region derived from 14-267 amino acids of human apolipoprotein A-I
Formulation:	PBS pH7.3, 0.05% NaN ₃ , 50% glycerol
Concentration:	lot specific
Purification:	Antigen affinity purification
Conjugation:	Unconjugated
Storage:	Store at -20°C as received.
Stability:	Stable for 12 months from date of receipt.
Gene Name:	apolipoprotein A1
Database Link:	NP_000030 Entrez Gene 335 Human P02647

Background: This gene encodes apolipoprotein A-I, which is the major protein component of high density lipoprotein (HDL) in plasma. The protein promotes cholesterol efflux from tissues to the liver for excretion, and it is a cofactor for lecithin cholesterolacyltransferase (LCAT) which is responsible for the formation of most plasma cholesteryl esters. This gene is closely linked with two other apolipoprotein genes on chromosome 11. Defects in this gene are associated with HDL deficiencies, including Tangier disease, and with systemic non-neuropathic amyloidosis.



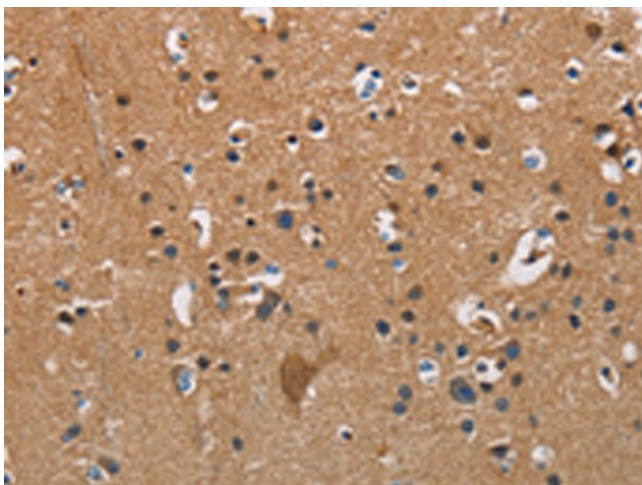
[View online »](#)

Synonyms: apo(a)

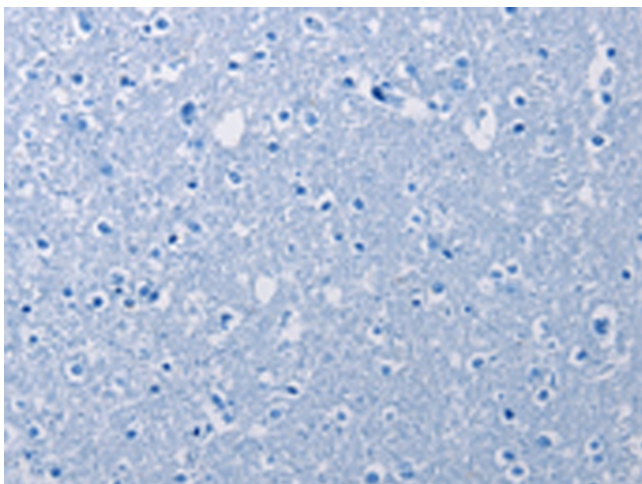
Protein Families: Druggable Genome, Secreted Protein

Protein Pathways: PPAR signaling pathway

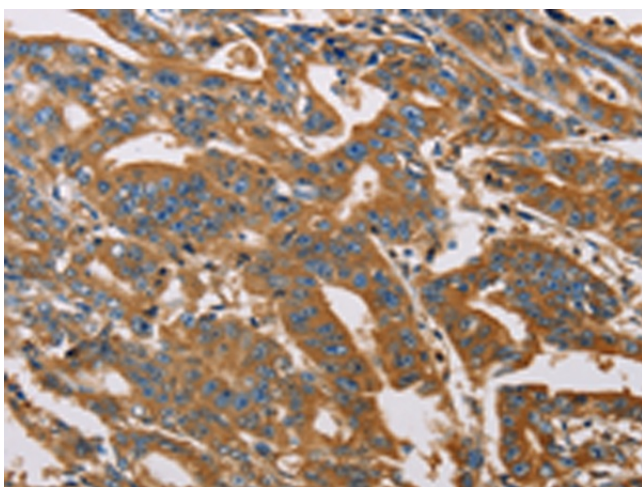
Product images:



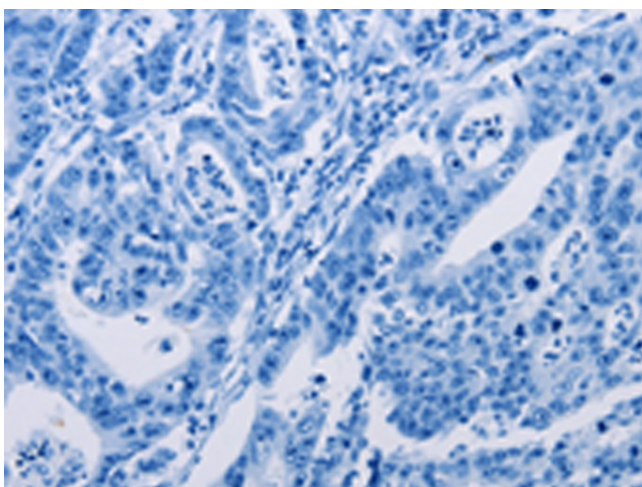
Immunohistochemistry of paraffin-embedded Human brain tissue using TA321048 (APOA1 Antibody) at dilution 1/25 (Original magnification: ×200)



Immunohistochemistry of paraffin-embedded Human brain tissue using TA321048 (APOA1 Antibody) at dilution 1/25, treated with fusion protein. (Original magnification: ×200)



Immunohistochemistry of paraffin-embedded Human gastric cancer tissue using TA321048 (APOA1 Antibody) at dilution 1/25 (Original magnification: ×200)



Immunohistochemistry of paraffin-embedded Human gastric cancer tissue using TA321048 (APOA1 Antibody) at dilution 1/25, treated with fusion protein. (Original magnification: ×200)