

Product datasheet for **TA317446**

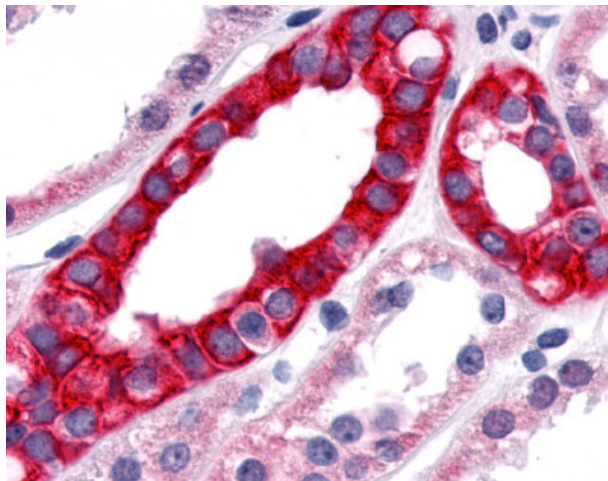
TNIK Rabbit Polyclonal Antibody

Product data:

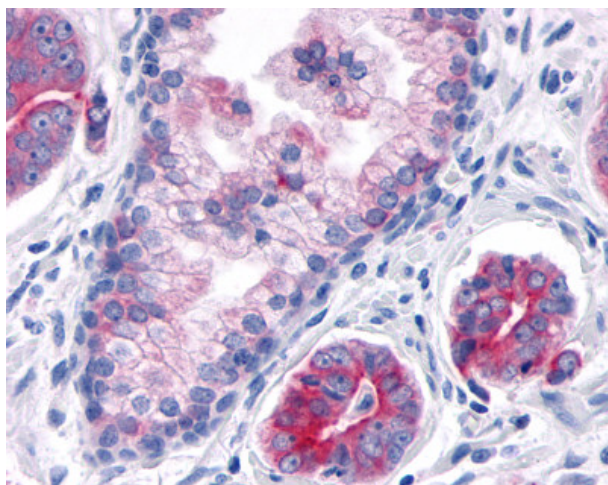
Product Type:	Primary Antibodies
Applications:	IHC
Recommended Dilution:	ICC, IHC-P (2 µg/ml)
Reactivity:	Bat, Bovine, Chicken, Dog, Gorilla, Human, Monkey, Mouse, Rabbit, Rat, Gibbon, Hamster, Horse (Predicted: Xenopus)
Host:	Rabbit
Isotype:	IgG
Clonality:	Polyclonal
Immunogen:	TNIK antibody was raised against synthetic 18 amino acid peptide from internal region of human TNIK. Percent identity with other species by BLAST analysis: Human, Gorilla, Gibbon, Monkey, Marmoset, Mouse, Rat, Hamster, Elephant, Panda, Bovine, Dog, Bat, Horse, Rabbit, Opossum, Chicken, Lizard (100%); Xenopus (94%).
Formulation:	PBS, 0.1% sodium azide.
Concentration:	lot specific
Purification:	Immunoaffinity Chromatography
Conjugation:	Unconjugated
Storage:	Store at -20°C as received.
Stability:	Stable for 12 months from date of receipt.
Gene Name:	TRAF2 and NCK interacting kinase
Database Link:	NP_055843 Entrez Gene 294917 RatEntrez Gene 665113 MouseEntrez Gene 488166 DogEntrez Gene 695414 MonkeyEntrez Gene 23043 Human Q9UKE5
Synonyms:	AD 2; TRAF2 and NCK interacting kinase
Note:	Specific for Human TNIK. BLAST analysis of the peptide immunogen showed no homology with other human proteins.
Protein Families:	Druggable Genome, Protein Kinase



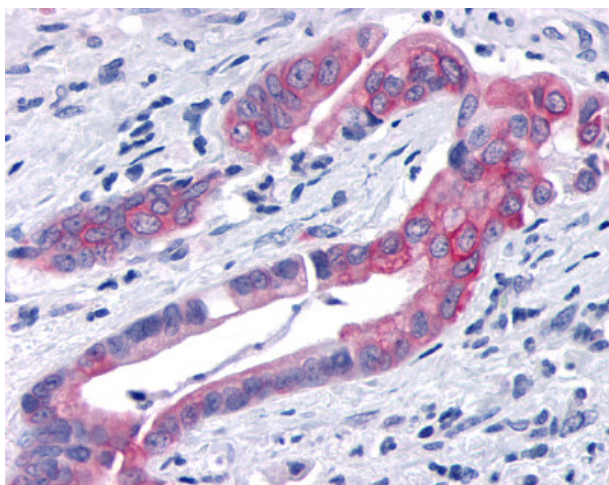
[View online »](#)

Product images:

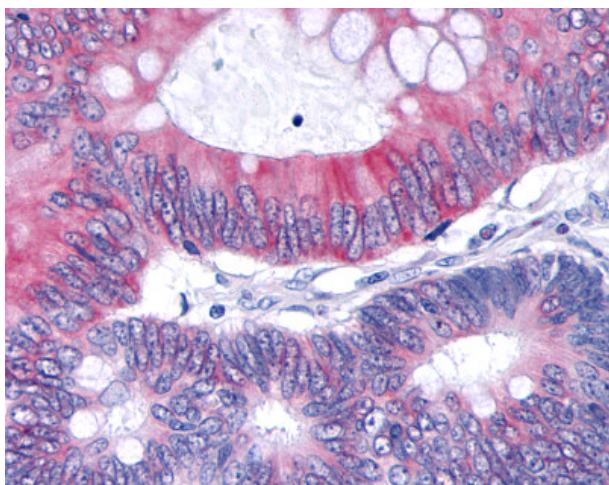
Anti-TNIK antibody IHC of human kidney. Immunohistochemistry of formalin-fixed, paraffin-embedded tissue after heat-induced antigen retrieval.



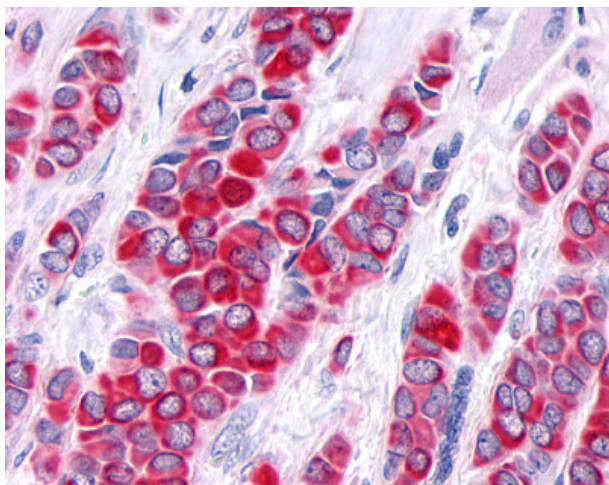
Anti-TNIK antibody IHC of human Prostate, Carcinoma. Immunohistochemistry of formalin-fixed, paraffin-embedded tissue after heat-induced antigen retrieval.



Anti-TNIK antibody IHC of human Pancreas, Carcinoma. Immunohistochemistry of formalin-fixed, paraffin-embedded tissue after heat-induced antigen retrieval.



Anti-TNIK antibody IHC of human Colon, Carcinoma. Immunohistochemistry of formalin-fixed, paraffin-embedded tissue after heat-induced antigen retrieval.



Anti-TNIK antibody IHC of human Breast, Carcinoma. Immunohistochemistry of formalin-fixed, paraffin-embedded tissue after heat-induced antigen retrieval.