

Product datasheet for **TA309909**

THAP11 Rabbit Polyclonal Antibody

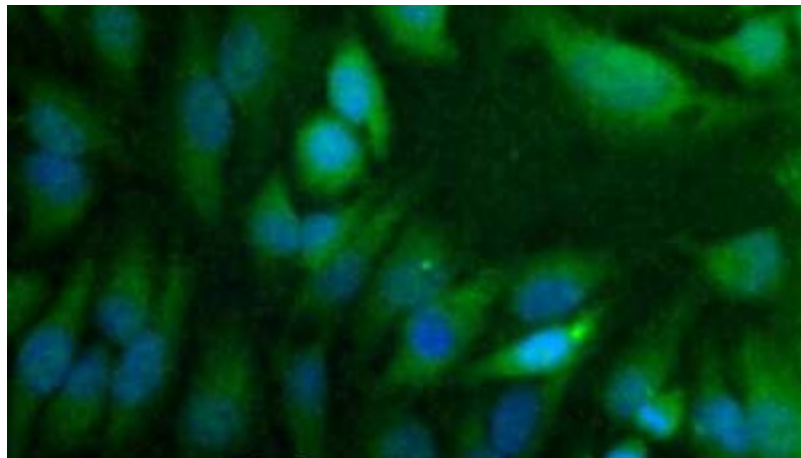
Product data:

Product Type:	Primary Antibodies
Applications:	ICC/IF, IHC, WB
Recommended Dilution:	Western Blot: 1:1000, Immunohistochemistry: 1:300, Immunocytochemistry/ Immunofluorescence: 1:1000, Immunohistochemistry-Paraffin: 1:300
Reactivity:	Bovine, Human, Mouse, Rat
Host:	Rabbit
Clonality:	Polyclonal
Immunogen:	Partial recombinant human THAP11 protein [Swiss-Prot# Q96EK4] expressed in E. coli.
Formulation:	Raw antisera and 0.1% Sodium Azide
Purification:	Whole antisera
Conjugation:	Unconjugated
Storage:	Store at -20°C as received.
Stability:	Stable for 12 months from date of receipt.
Gene Name:	THAP domain containing 11
Database Link:	NP_065190 Entrez Gene 59016 Mouse Entrez Gene 307806 Rat Entrez Gene 57215 Human Q96EK4
Synonyms:	CTG-B43a; CTG-B45d; HRIHFB2206; RONIN




[View online »](#)

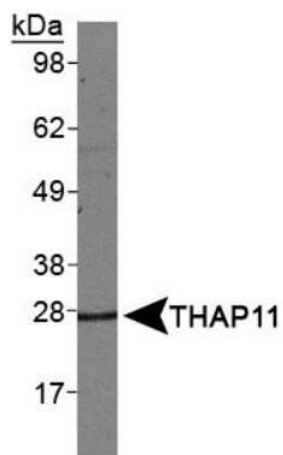
Product images:



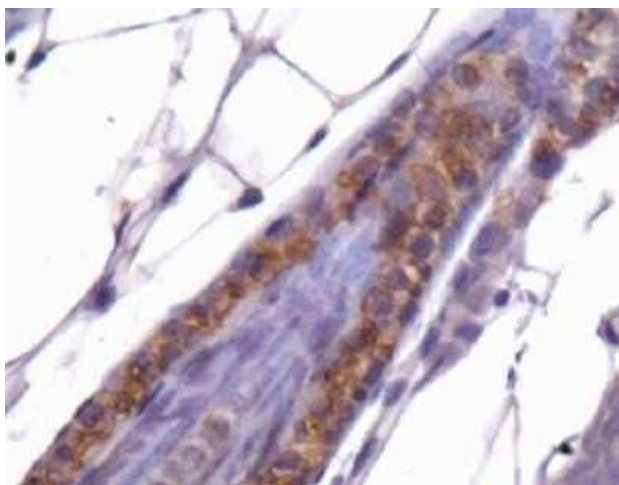
Immunocytochemistry/Immunofluorescence:
THAP11 Antibody TA309909 -
Immunocytochemical analysis of THAP11 in HeLa
cells.



Western Blot: THAP11 Antibody TA309909 -
Analysis of THAP11 in HepG2 whole cell lysates.



Western Blot: THAP11 Antibody TA309909 - Analysis of THAP11 in HeLa whole cell extracts.



Immunohistochemistry: THAP11 Antibody TA309909 - Analysis of THAP11 in mouse skin