

## Product datasheet for **TA308072**

### ARHGAP4 Rabbit Polyclonal Antibody

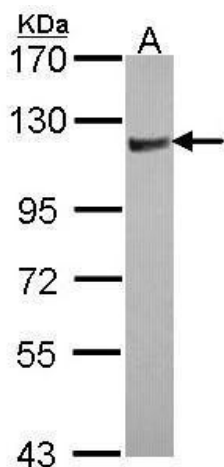
#### Product data:

Product Type:	Primary Antibodies
Applications:	IF, IHC, WB
Recommended Dilution:	ICC/IF:1:100-1:1000; IHC:1:100-1:1000; WB:1:500-1:3000
Reactivity:	Human
Host:	Rabbit
Isotype:	IgG
Clonality:	Polyclonal
Immunogen:	Recombinant fragment corresponding to a region within amino acids 1 and 280 of ARHGAP4 (Uniprot ID#P98171)
Formulation:	0.1M Tris, 0.1M Glycine, 10% Glycerol (pH7). 0.01% Thimerosal was added as a preservative.
Concentration:	lot specific
Purification:	Purified by antigen-affinity chromatography.
Conjugation:	Unconjugated
Storage:	Store at -20°C as received.
Stability:	Stable for 12 months from date of receipt.
Predicted Protein Size:	105 kDa
Gene Name:	Rho GTPase activating protein 4
Database Link:	<a href="#">NP_001657</a> <a href="#">Entrez Gene 393 Human</a> <a href="#">P98171</a>
Synonyms:	C1; p115; RGC1; RhoGAP4; SrGAP4

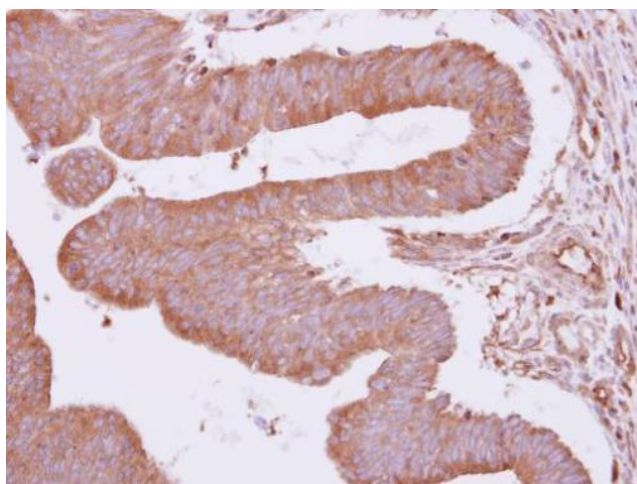


[View online »](#)

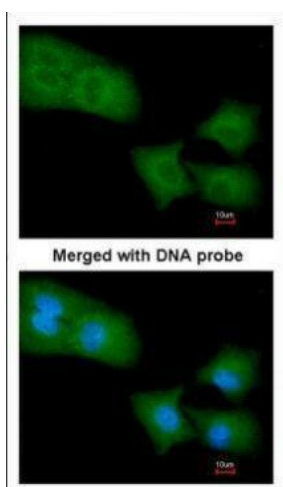
## Product images:



Sample (30 ug of whole cell lysate). A: JurKat.  
7.5% SDS PAGE. TA308072 diluted at 1:1000.



Immunohistochemical analysis of paraffin-embedded Colon ca, using ARHGAP4 (TA308072) antibody at 1:500 dilution.



Immunofluorescence analysis of paraformaldehyde-fixed A549, using Rho GAP4 (TA308072) antibody at 1:200 dilution.