

## Product datasheet for **TA306529**

### SLITRK5 Rabbit Polyclonal Antibody

#### Product data:

Product Type:	Primary Antibodies
Applications:	IF, IHC, WB
Recommended Dilution:	WB: 0.5 - 1 ug/mL, ICC: 2.5 ug/mL, IF: 5 ug/mL
Reactivity:	Human, Mouse, Rat
Host:	Rabbit
Isotype:	IgG
Clonality:	Polyclonal
Immunogen:	Slitrk5 antibody was raised against a 14 amino acid peptide from near the center of human Slitrk5.
Formulation:	PBS containing 0.02% sodium azide.
Concentration:	1ug/ul
Purification:	Affinity chromatography purified via peptide column
Conjugation:	Unconjugated
Storage:	Store at -20°C as received.
Stability:	Stable for 12 months from date of receipt.
Gene Name:	SLIT and NTRK like family member 5
Database Link:	<a href="#">NP_056382</a>

[Entrez Gene 75409 Mouse](#)[Entrez Gene 306152 Rat](#)[Entrez Gene 26050 Human](#)  
[O94991](#)

**Background:** SLIT and NTRK-like family 5 (Slitrk5) is a member a protein family consisting of six homologous transmembrane proteins (Slitrk1-6) that share two conserved leucine-rich repeat domains in the extracellular domain and have significant homology to Slit, a secreted axonal growth-controlling protein. These proteins are also homologous to trk neurotrophin receptors in their intracellular domains. Expression of Slitrk proteins is highly restricted to neural and brain tumor tissues, but varies within the protein family. Like every other Slitrk protein except Slitrk1, overexpression of Slitrk5 inhibited neurite outgrowth in cultured neurons, suggesting that these proteins are involved in the control of neurite outgrowth. This antibody is predicted to have no cross-reactivity to other Slitrk proteins.

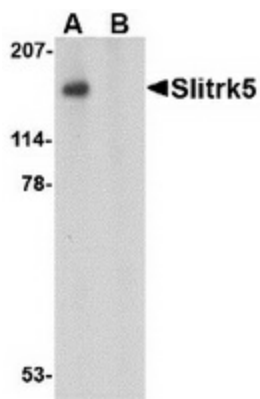


[View online »](#)

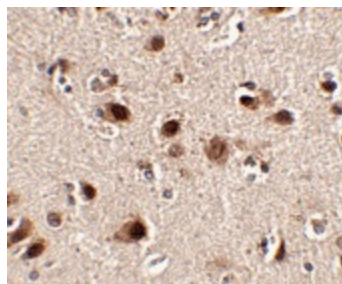
Synonyms: bA364G4.2; LRRC11

Protein Families: Transmembrane

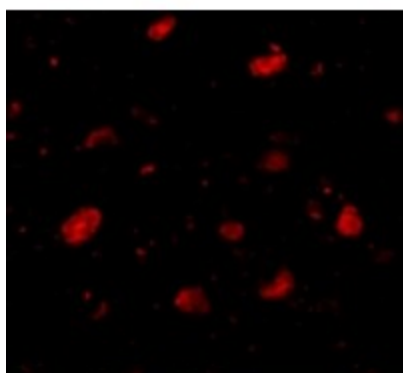
### Product images:



Western blot analysis of Slitrk4 in mouse brain tissue lysate with Slitrk4 antibody at (A) 0.5 and (B) 1 ug/ml.



Immunohistochemistry of Slitrk4 in human brain tissue with Slitrk4 antibody at 2.5 ug/ml.



Immunofluorescence of Slitrk5 in Human Brain cells with Slitrk5 antibody at 5 ug/mL.