

Product datasheet for **TA306235**

CTRP4 (C1QTNF4) Rabbit Polyclonal Antibody

Product data:

Product Type:	Primary Antibodies
Applications:	IF, IHC, WB
Recommended Dilution:	WB: 1 - 4 ug/mL, ICC: 10 ug/mL, IF: 20 ug/mL
Reactivity:	Human, Mouse, Rat
Host:	Rabbit
Isotype:	IgG
Clonality:	Polyclonal
Immunogen:	CTRP4 antibody was raised against a 16 amino acid peptide from near the center of human CTRP4.
Formulation:	PBS containing 0.02% sodium azide.
Concentration:	1ug/ul
Purification:	Affinity chromatography purified via peptide column
Conjugation:	Unconjugated
Storage:	Store at -20°C as received.
Stability:	Stable for 12 months from date of receipt.
Gene Name:	C1q and tumor necrosis factor related protein 4
Database Link:	AAH35628 Entrez Gene 114900 Human Q9BXJ3



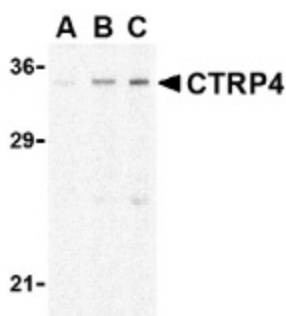
[View online »](#)

Background:

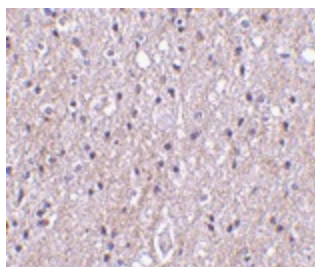
Adipose tissue of an organism plays a major role in regulating physiologic and pathologic processes such as metabolism and immunity by producing and secreting a variety of bioactive molecules termed adipokines (reviewed in 1). One highly conserved family of adipokines is adiponectin/ACRP30 and its structural and functional paralogs, the C1q/tumor necrosis factor- α -related proteins (CTRPs) 1-7 (2). Unlike adiponectin, which is expressed exclusively by differentiated adipocytes, the CTRPs are expressed in a wide variety of tissues (3). These proteins are thought to act mainly on liver and muscle tissue to control glucose and lipid metabolism. An analysis of the crystal structure of adiponectin revealed a structural and evolutionary link between TNF and C1q-containing proteins, suggesting that these proteins arose from a common ancestral innate immunity gene (4). Multiple isoforms of mouse CTRP4 have been reported.

Synonyms:

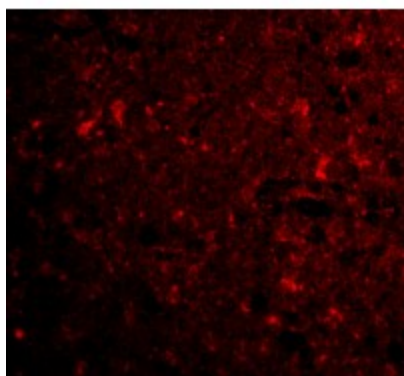
CTRP4; ZACRP4

Product images:

Western blot analysis of CTRP4 in rat brain cell lysate with CTRP4 antibody at (A) 1, (B) 2, and (C) 4 μ g/ml.



Immunohistochemistry of CTRP4 in human brain tissue with CTRP4 antibody at 10 μ g/ml.



Immunofluorescence of CTRP4 in human brain tissue with CTRP4 antibody at 20 ug/mL.