

Product datasheet for **TA306152**

TRIM5 alpha (TRIM5) Rabbit Polyclonal Antibody

Product data:

Product Type:	Primary Antibodies
Applications:	IF, IHC, WB
Recommended Dilution:	WB: 2 ug/mL, ICC: 2 ug/mL, IF: 10 ug/mL
Reactivity:	Human
Host:	Rabbit
Isotype:	IgG
Clonality:	Polyclonal
Immunogen:	TRIM5 alpha antibody was raised against a synthetic peptide corresponding to amino acids near the mid-region of human TRIM5 alpha.
Formulation:	PBS containing 0.02% sodium azide.
Concentration:	1ug/ul
Purification:	Affinity chromatography purified via peptide column
Conjugation:	Unconjugated
Storage:	Store at -20°C as received.
Stability:	Stable for 12 months from date of receipt.
Gene Name:	tripartite motif containing 5
Database Link:	NP_149023 Entrez Gene 85363 Human Q9C035

Background: TRIM5 is a member of a broad family of otherwise unrelated proteins defined by the presence of a tripartite motif containing a RING domain, a B-box type 1, and a B-box type 2, followed by a coiled-coil region. TRIM5 has six alternately spliced isoforms, the longest of which is the alpha variant which also contains a carboxy-terminal B30.2 (SPRY) domain. Expression of TRIM5alpha variants from humans, rhesus monkeys, and African green monkeys enabled resistance to infection by various retroviruses including HIV-1, albeit at differing efficiencies. All TRIM5alpha variants could inhibit at least two different retroviruses, but not from those viruses isolated from the same species, suggesting that TRIM5alpha acts as a natural barrier to cross-species retrovirus transmission.

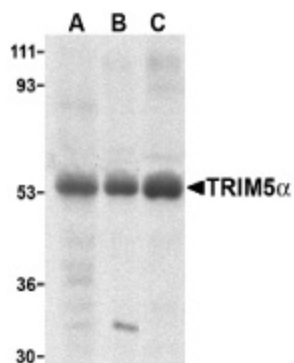


[View online »](#)

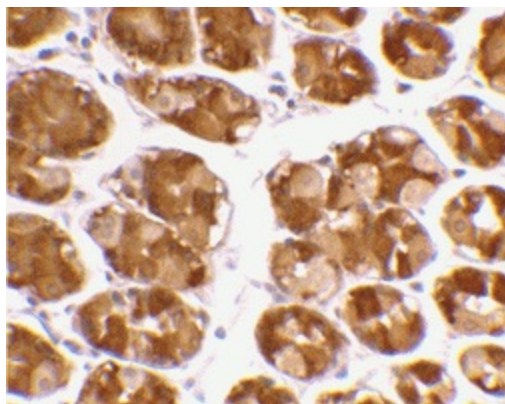
Synonyms: RNF88; TRIM5alpha

Protein Families: Druggable Genome

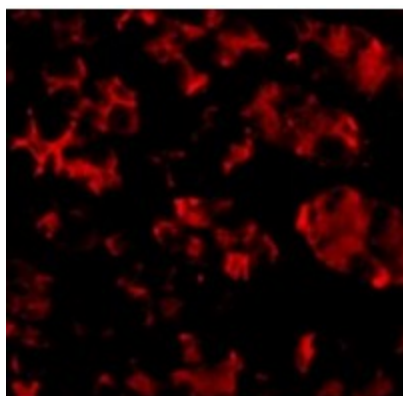
Product images:



Western blot analysis of TRIM5 alpha expression in human stomach (A), thymus (B), and uterus (C) cell lysate with TRIM5 alpha antibody at 2 ug/ml.



Immunohistochemical staining of human stomach using TRIM5a antibody at 2 ug/ml.



Immunofluorescence of TRIM5 alpha in Human Stomach cells with TRIM5 alpha antibody at 10 ug/mL.