

## Product datasheet for TA190167

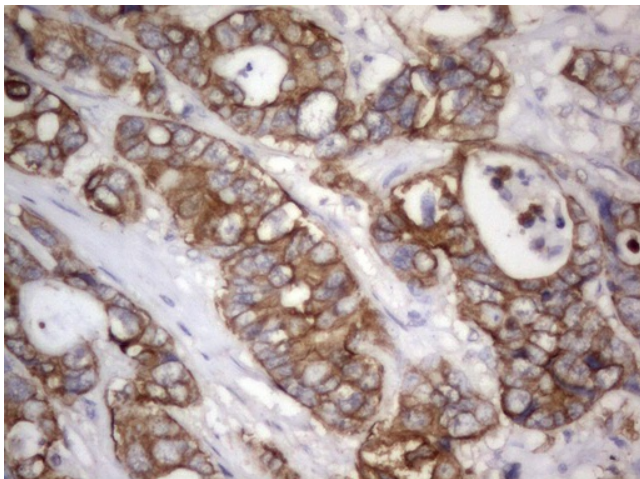
### Acidic CK Rat Monoclonal Antibody [Clone ID: OTI7F10]

#### Product data:

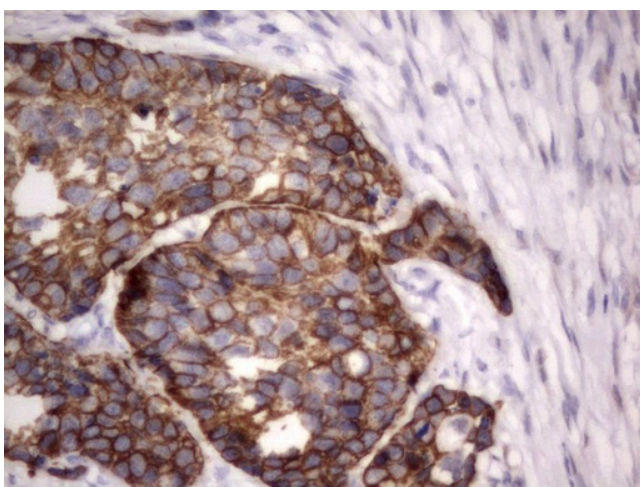
Product Type:	Primary Antibodies
Clone Name:	OTI7F10
Applications:	IHC
Recommended Dilution:	IHC 1:150
Reactivity:	Human
Host:	Rat
Isotype:	IgG2a
Clonality:	Monoclonal
Immunogen:	Synthetic peptide corresponding to the conserved region of human type I (Acidic) keratins (including KRT9, KRT10, KRT12, KRT13, KRT14, KRT15, KRT16, KRT17, KRT18, KRT19, KRT20).
Formulation:	PBS (pH 7.3) containing 1% BSA, 50% glycerol and 0.02% sodium azide.
Concentration:	1 mg/ml
Purification:	Purified from mouse ascites fluids or tissue culture supernatant by affinity chromatography (protein A/G)
Conjugation:	Unconjugated
Storage:	Store at -20°C as received.
Stability:	Stable for 12 months from date of receipt.



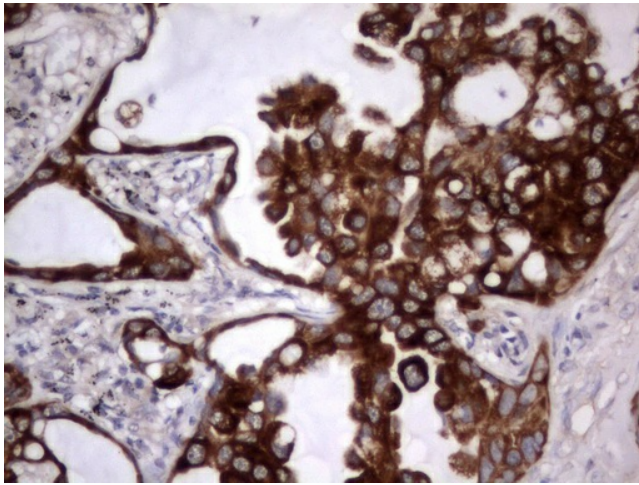
[View online »](#)

**Product images:**

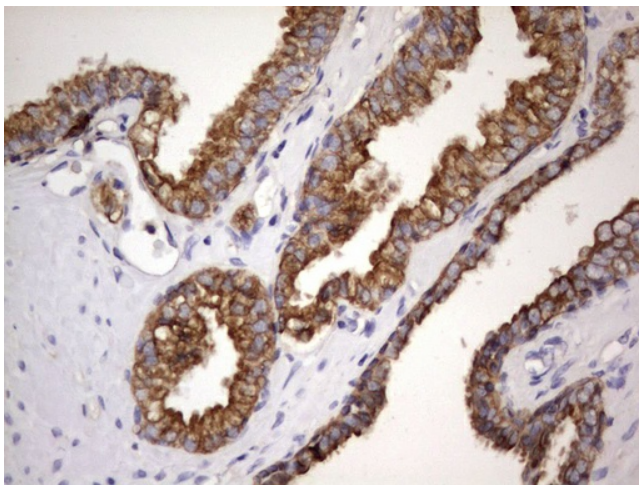
Immunohistochemical staining of paraffin-embedded Adenocarcinoma of Human colon tissue using anti-Acidic CK rat monoclonal antibody. (TA190167)



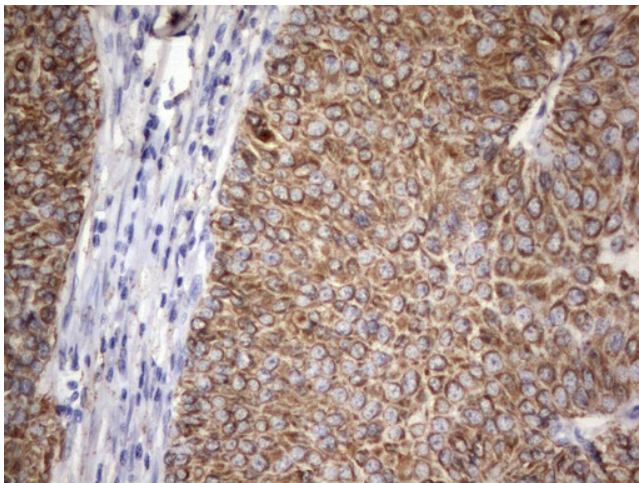
Immunohistochemical staining of paraffin-embedded Carcinoma of Human kidney tissue using anti-Acidic CK rat monoclonal antibody. (TA190167)



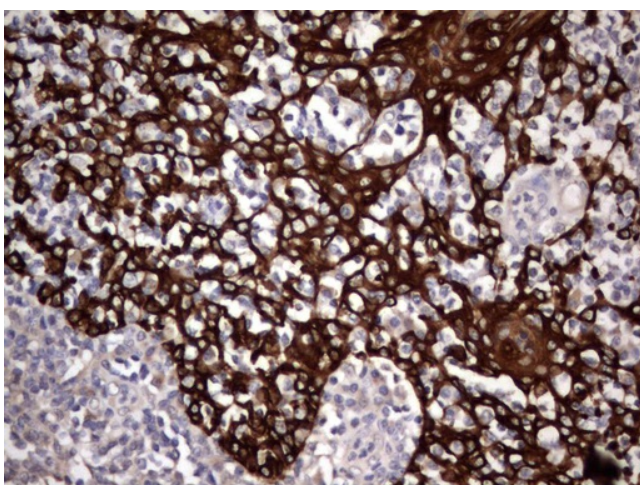
Immunohistochemical staining of paraffin-embedded Carcinoma of Human lung tissue using anti-Acidic CK rat monoclonal antibody. (TA190167)



Immunohistochemical staining of paraffin-embedded Carcinoma of Human prostate tissue using anti-Acidic CK rat monoclonal antibody. (TA190167)



Immunohistochemical staining of paraffin-embedded Carcinoma of Human bladder tissue using anti-Acidic CK rat monoclonal antibody. (TA190167)



Immunohistochemical staining of paraffin-embedded Human tonsil within the normal limits using anti-Acidic CK rat monoclonal antibody. (TA190167)