

Product datasheet for **TA190141**

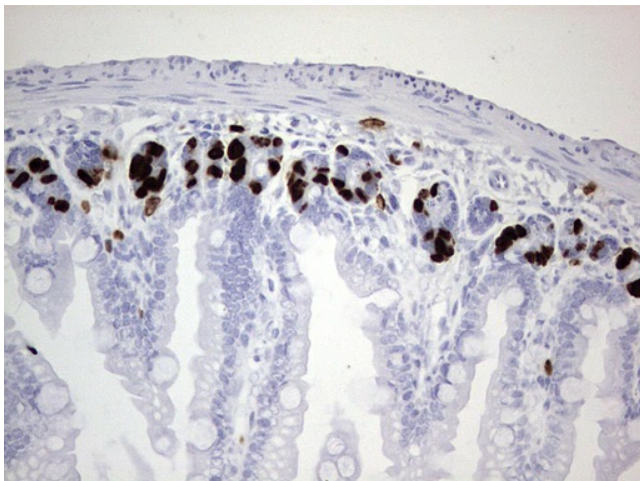
IdU Rat Monoclonal Antibody [Clone ID: OTI5E2]

Product data:

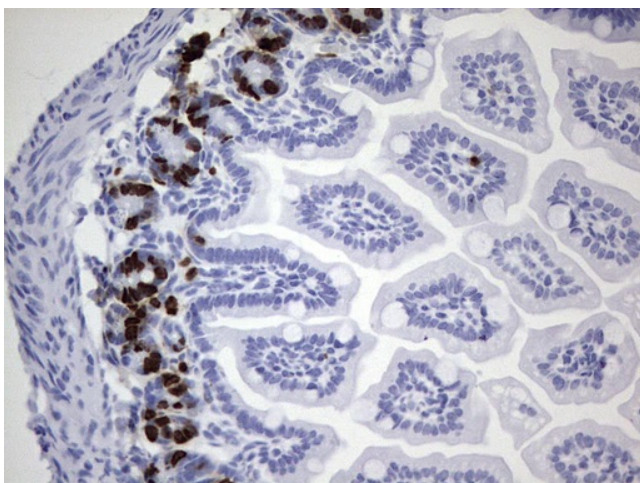
Product Type:	Primary Antibodies
Clone Name:	OTI5E2
Applications:	IHC
Recommended Dilution:	IHC 1:150
Reactivity:	Human
Host:	Rat
Isotype:	IgG2b
Clonality:	Monoclonal
Immunogen:	Iododeoxyuridine coupled to keyhole limpet hemocyanin.
Formulation:	PBS (pH 7.3) containing 1% BSA, 50% glycerol and 0.02% sodium azide.
Concentration:	1 mg/ml
Purification:	Purified from mouse ascites fluids or tissue culture supernatant by affinity chromatography (protein A/G)
Conjugation:	Unconjugated
Storage:	Store at -20°C as received.
Stability:	Stable for 12 months from date of receipt.



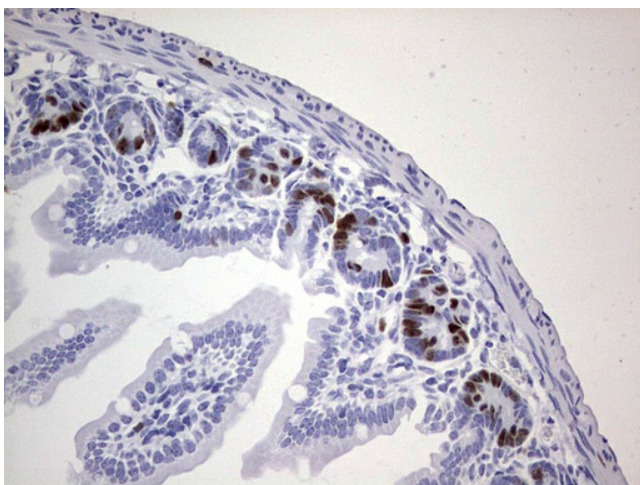
[View online »](#)

Product images:

Immunohistochemical staining of paraffin-embedded colon tissue from BrdU injected mouse using anti-IDU rat monoclonal antibody (TA190141).



Immunohistochemical staining of paraffin-embedded colon tissue from IDU injected mouse using anti-IDU rat monoclonal antibody (TA190141).



Immunohistochemical staining of paraffin-embedded colon tissue from CIDU injected mouse using anti-IDU rat monoclonal antibody (TA190141).