

Product datasheet for **TA150027**

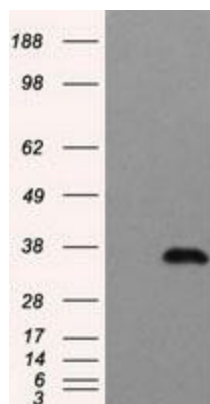
Mouse monoclonal turboYFP antibody, clone OTI10F11

Product data:

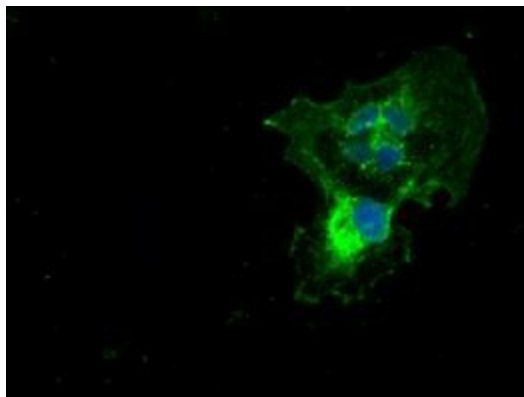
Product Type:	Tag Antibodies
Product Name:	Mouse monoclonal turboYFP antibody, clone OTI10F11
Clone Name:	OTI10F11 (formerly 10F11)
Applications:	FC, IF, WB
Recommended Dilution:	WB: 1:2000, IF: 1:50, FC: 1:400
Reactivity:	tYFP
Host:	Mouse
Clonality:	Monoclonal
Immunogen:	Full length tYFP protein expressed in HEK293T cells
Isotype:	IgG1
Formulation:	PBS (pH 7.3) containing 1%BSA, 50% glycerol and 0.02% sodium azide
Concentration:	0.5 - 1 mg/ml
Conjugation:	Unconjugated
Storage:	Store at -20°C.
Stability:	Stable for 1 year at -20°C from date of shipment.
Predicted Protein Size:	27 kDa



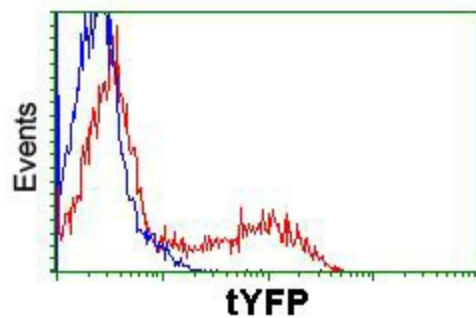
[View online »](#)

Product images:

HEK293T cells were transfected with the pCMV6-ENTRY control (left lane) or pCMV6-ENTRY tYFP (right lane) cDNA for 48 hrs and lysed. Equivalent amounts of cell lysates (5 ug per lane) were separated by SDS-PAGE and immunoblotted with anti-tYFP (TA150027).



Anti-tYFP mouse monoclonal antibody (TA150027) immunofluorescent staining of COS7 cells transiently transfected by pCMV6-ENTRY tYFP (pCMV6-tYFP).



HEK293T cells transfected with either pCMV6-ENTRY tYFP (pCMV6-tYFP) (Red) or empty vector control plasmid (Blue) were immunostained with anti-tYFP mouse monoclonal antibody (TA150027), and then analyzed by flow cytometry.