

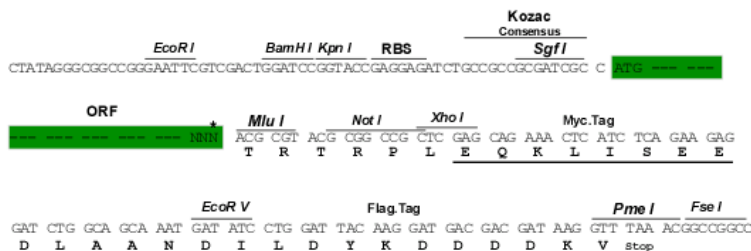
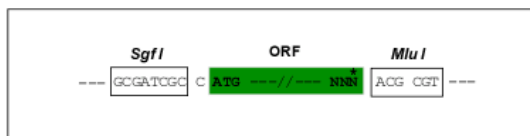
## Product datasheet for RR214605

### Cntfr (NM\_001003929) Rat Tagged ORF Clone

#### Product data:

Product Type:	Expression Plasmids
Tag:	Myc-DDK
Symbol:	Cntfr
Mammalian Cell Selection:	Neomycin
Vector:	pCMV6-Entry (PS100001)
E. coli Selection:	Kanamycin (25 ug/mL)
Restriction Sites:	SgfI-MluI
Cloning Scheme:	

Cloning sites used for ORF Shuttling:



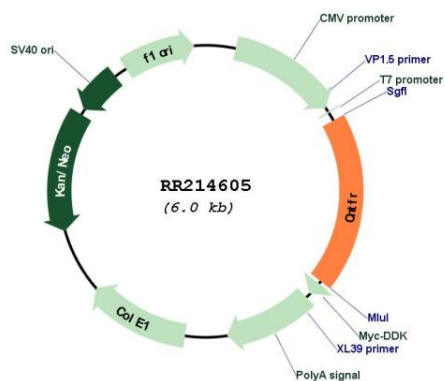
\* The last codon before the Stop codon of the ORF

ACCN:	NM_001003929
ORF Size:	1116 bp



<b>OTI Disclaimer:</b>	<p>Due to the inherent nature of this plasmid, standard methods to replicate additional amounts of DNA in E. coli are highly likely to result in mutations and/or rearrangements. Therefore, OriGene does not guarantee the capability to replicate this plasmid DNA. Additional amounts of DNA can be purchased from OriGene with batch-specific, full-sequence verification at a reduced cost. Please contact our customer care team at <a href="mailto:custsupport@origene.com">custsupport@origene.com</a> or by calling 301.340.3188 option 3 for pricing and delivery.</p> <p>The molecular sequence of this clone aligns with the gene accession number as a point of reference only. However, individual transcript sequences of the same gene can differ through naturally occurring variations (e.g. polymorphisms), each with its own valid existence. This clone is substantially in agreement with the reference, but a complete review of all prevailing variants is recommended prior to use. <a href="#">More info</a></p>
<b>OTI Annotation:</b>	This clone was engineered to express the complete ORF with an expression tag. Expression varies depending on the nature of the gene.
<b>Components:</b>	The ORF clone is ion-exchange column purified and shipped in a 2D barcoded Matrix tube containing 10ug of transfection-ready, dried plasmid DNA (reconstitute with 100 ul of water).
<b>Reconstitution Method:</b>	<ol style="list-style-type: none"> <li>1. Centrifuge at 5,000xg for 5min.</li> <li>2. Carefully open the tube and add 100ul of sterile water to dissolve the DNA.</li> <li>3. Close the tube and incubate for 10 minutes at room temperature.</li> <li>4. Briefly vortex the tube and then do a quick spin (less than 5000xg) to concentrate the liquid at the bottom.</li> <li>5. Store the suspended plasmid at -20°C. The DNA is stable for at least one year from date of shipping when stored at -20°C.</li> </ol>
<b>Note:</b>	Plasmids are not sterile. For experiments where strict sterility is required, filtration with 0.22um filter is required.
<b>RefSeq:</b>	<a href="#">NM_001003929.1</a> , <a href="#">NP_001003929.1</a>
<b>RefSeq Size:</b>	1332 bp
<b>RefSeq ORF:</b>	1119 bp
<b>Locus ID:</b>	313173
<b>UniProt ID:</b>	<a href="#">Q08406</a>
<b>Cytogenetics:</b>	5q22
<b>MW:</b>	40.8 kDa
<b>Gene Summary:</b>	acts as a receptor for ciliary neurotrophic factor; may play a role in motor neuron function [RGD, Feb 2006]

Product images:



Circular map for RR214605