

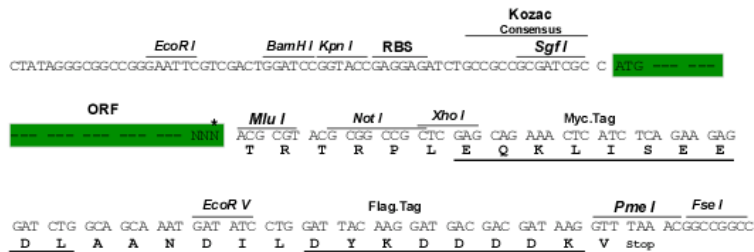
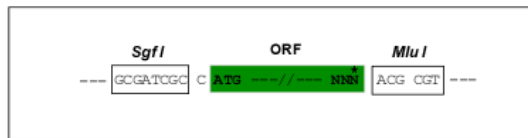
## Product datasheet for RR213678

### IL15 (NM\_013129) Rat Tagged ORF Clone

#### Product data:

Product Type:	Expression Plasmids
Product Name:	IL15 (NM_013129) Rat Tagged ORF Clone
Tag:	Myc-DDK
Symbol:	IL15
Vector:	pCMV6-Entry (PS100001)
E. coli Selection:	Kanamycin (25 ug/mL)
Cell Selection:	Neomycin
Restriction Sites:	SgfI-MluI
Cloning Scheme:	

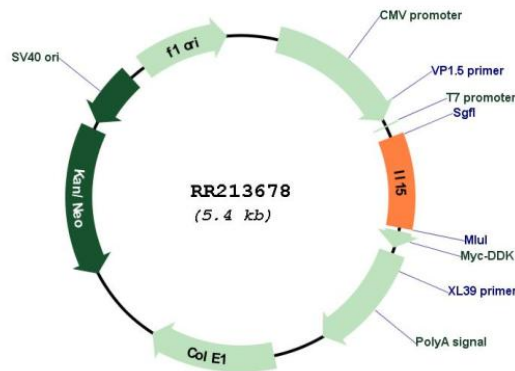
Cloning sites used for ORF Shuttling:



\* The last codon before the Stop codon of the ORF



[View online »](#)

**Plasmid Map:**


**ACCN:** NM\_013129

**ORF Size:** 486 bp

**OTI Disclaimer:** The molecular sequence of this clone aligns with the gene accession number as a point of reference only. However, individual transcript sequences of the same gene can differ through naturally occurring variations (e.g. polymorphisms), each with its own valid existence. This clone is substantially in agreement with the reference, but a complete review of all prevailing variants is recommended prior to use. [More info](#)

**OTI Annotation:** This clone was engineered to express the complete ORF with an expression tag. Expression varies depending on the nature of the gene.

**Components:** The ORF clone is ion-exchange column purified and shipped in a 2D barcoded Matrix tube containing 10ug of transfection-ready, dried plasmid DNA (reconstitute with 100 ul of water).

- Reconstitution Method:**
1. Centrifuge at 5,000xg for 5min.
  2. Carefully open the tube and add 100ul of sterile water to dissolve the DNA.
  3. Close the tube and incubate for 10 minutes at room temperature.
  4. Briefly vortex the tube and then do a quick spin (less than 5000xg) to concentrate the liquid at the bottom.
  5. Store the suspended plasmid at -20°C. The DNA is stable for at least one year from date of shipping when stored at -20°C.

RefSeq:	<u>NM_013129.2, NP_037261.1</u>
RefSeq Size:	489 bp
RefSeq ORF:	489 bp
Locus ID:	25670
UniProt ID:	<u>P97604</u>
Cytogenetics:	19q11
MW:	18.8 kDa
Gene Summary:	human homolog is a cytokine involved in the regulation of T and natural killer cell activation and proliferation [RGD, Feb 2006]