

Product datasheet for **RR211389**

Furin (NM_019331) Rat Tagged ORF Clone

Product data:

Product Type:	Expression Plasmids
Product Name:	Furin (NM_019331) Rat Tagged ORF Clone
Tag:	Myc-DDK
Symbol:	Furin
Synonyms:	Pace; Pcsk3
Mammalian Cell Selection:	Neomycin
Vector:	pCMV6-Entry (PS100001)
E. coli Selection:	Kanamycin (25 ug/mL)



[View online »](#)

ORF Nucleotide Sequence:

>RR211389 representing NM_019331
 Red=Cloning site Blue=ORF Green=Tags(s)

TTTTGTAATACGACTCACTATAGGGCGGCCGGGAATTCGTCGACTGGATCCGGTACCGAGGAGATCTGCC
 GCC**CGGATCGCC**

ATGGAGCTGAGACCTGGTTGCTATGGGTGGTAGCAGCAGCAGGAGCCTTGGTCCTGCTAGCAGCTGAAG
 CTGCGGCCAGAAAGATCTTACCACACACGTGGGCTGTGCACATTTCTGGAGGCCAGCTGTGGCTGATAG
 TGTGGCACGGAAGCATGGGTTCCACAACCTGGGCCAGATCTTCGGTGACTATTACCACTTCTGGCACAGA
 GCAGTGACAAAGCGGTCCCTGTCGCTCACCGCCCGGCCACAGCCGGCTACAGAGGGTGCTCAAGTGA
 AGTGGCTGGAGCAGCAGGTAGCCAAGCAAAGGGCCAAGAGGGACGTGTATCAGGAGCCCACAGACCCCAA
 GTTCCCTCAGCAGTGGTACCTGTCTGGGTCACTCAGCGAGACCTGAATGTGAAGAAAGCCTGGGCCAG
 GGCTTACAGGGCGTGGCATTGTGGTCTCCATCCTGGATGACGGCATTGAAAAGAACCATCTGACTTGG
 CAGGCAATTATGACCCGGGAGCCAGCTTTGATGTCAATGACCAGGACCCGACCCACAGCCTCGGTACAC
 GCAGATGAATGACAACAGGCACGGCACTCGGTGTCCCGGGGAAGTGGCAGCGGTGGCCAACAATGGTGTC
 TGTGGTGTAGGTGTAGCTTACAATGCCCGGATTGGAGGGGTGCGTATGTTGGATGGCGAGGTGACTGACG
 CCGTAGAGGCACGTTTCGCTGGGCCTGAATCCCAACCACATCCACATCTACAGCGCCAGCTGGGGCCCGCA
 GGACGACGGCAAGACCGTGGATGGGCCAGCCCGGCTCGCCGAGGAGGCCTTCTTTTCGGGGAGTTAGCCAG
 GGCCGCGGAGGGCTGGGCTCCATCTTTGTCTGGGCCTCAGGGAATGGGGGCCGGGAACATGACAGCTGTA
 ACTGTGACGGCTACACCAACAGTATCTACACGCTGTCCATCAGCAGTGCCACACAATTCGGCAACGTGCC
 CTGGTACAGTGAGGCCTGCTCCTCCACTGGCCACCCTACAGCAGTGGAACCAAGATGAGAAGCAG
 ATTTGTGACAACGACTTGAGGCAGAAAGTGCCTGAGTCTCACACAGGCACCTCAGCCTCCGCCCTTTGG
 CAGCTGGTATCATTGCTCTCACCTGGAGGCCAACAAGAACCCTCACCTGGCGGGACATGCAGCAGCTGGT
 GGTGCAGACCTCAAAGCCAGCACATCTCAACGCTAACGATTGGGCCACCAATGGCGTGGCCGGAAAGTG
 AGCCATTCCTATGGCTACGGGCTGTTGGATGCAGGTGCCATGGTGGCCCTGGCCAGAAGTGGACAACAG
 TGGCCCCCAGCGGAAGTGCATCATTGAAATCCTGGCAGAGCCCAAGGACATTGGCAAACGGCTAGAGGT
 GCGCAAGACCGTGACAGCGTGCCTGGGTGAGCCCAACCACATCTCCAGACTGGAACACGTTCCAGGCACGG
 CTCACCCTGTCTTACAATCGCCGTGGTACCTGGCTATCCACCTCATCAGCCCCATGGGCACCCGTTCCA
 CCCTATTAGCTGCCAGACCACATGACTACTCTGCTGATGGATTTAATGACTGGGCTTTCATGACAACCTCA
 TTCCTGGGATGAGGACCCCTCTGGCGAGTGGTCTTAGAGATTGAAAATACCAGCGAGGCCAACAACCTAT
 GGGACGCTGACCAAGTTCCTCTCGTCTATATGGCACAGCCTCTGAGGGTCTCTCTGCACCTCCAGAGA
 GCAGCGGTGCAAGACCCCTCACATCCAGCCAGGCCTGCGTGGTGTGTGAGGAAGTTTCTACTGCACCA
 GAAAAGCTGTGTCCAGCGTTGCCACCAGGCTTACACCCCAAGTCTTGATACACACTACAGCACTGAG
 AATGATGTGGAGATCATCCGTGCCAGCGTCTGCACCCCTGCCACGCCTCATGTGCCACTTGCCAGGGCC
 CAGCTCCCACAGACTGCCTCAGCTGCCCCAGCCATGCCTCCCTGGACCCTGTGGAGCAAACCTGCTCCCG
 GCAAAGCCAGAGCAGCCGAGAGTCCCGACCTCAGCAGCCACCTCCCGCACTGCGCCAGAGGTGGAAGTG
 GAGCCCCGGTTGCGGGCTGGGCTGGCCTCTCACCTGCCGAGGTCTGGCCGGCCTCAGCTGCCTTATCA
 TCGCTCTCATCTTTGGCATCGTCTTCTCTTCTGCATCGGTGTTTCAGGCTTCAGCTTCCGGGAGTGAA
 AGTGTACACCATGGACCGTGGCCTCATCTCCTACAAGGGGCTGCCTCCTGAGGCCTGGCAGGAGGATGC
 CCATCTGACTCAGAAGAGGATGAGGGCCGGGCCGAGAGGACCGCCTTTATCAAAGACCAGAGCGCCCTT

ACGCGTACGCGGCCGCTCGAGCAGAAACTCATCTCAGAAGAGGATCTGGCAGCAAATGATATCCTGGATT
 ACAAGGATGACGACGATAAGGTTTAA

Protein Sequence: >RR211389 representing NM_019331
 Red=Cloning site Green=Tags(s)

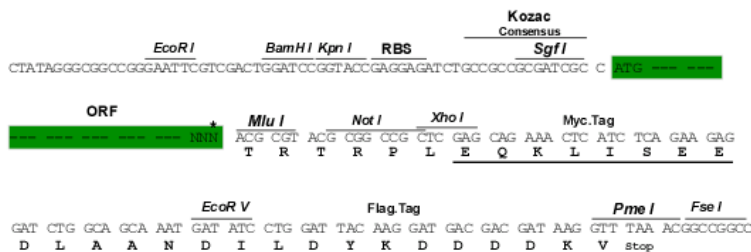
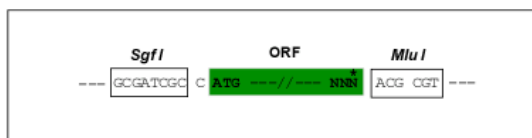
```
MELRPWLLWVVAAGALVLLAAEARGQKIFTNTWAVHISGGPAVADSVARKHGFHNLGQIFGDYYHFWHR
AVTKRSLSPHRPRHSRLQRVPQVKWLEQQVAKQRAKRDVYQEPTDPKFPQQWYLSGVTQRDLNVKEAWAQ
GFTGRGIVVSIILDDGIEKNHPDLAGNYDPGASFDVNDQDPDPQPRYTQMNDNRHGTRCAGEVAAVANNGV
CGVGVAYNARIGGVRMLDGEVTDAVEARSLGLNPNHIHIYSASWGPEDDGKTVDGPARLAEAAFFRGVSQ
GRGGLGSIFVWASGNNGREHDSNCNCDGYTNSIYTLSSISSATQFGNVPWYSEACSSTLATTYSSGNQNEKQ
IVTTDLRQKCTESHTGTSASAPLAAGIIALTLEANKNL TWRDMQHLVVQTSKPAHLNANDWATNGVGRKV
SHSYGYGLLDAGAMVALAQNWTTVAPQRKCIIEILAEPKDIGKRLEVRKTVTAACLGEPNHSRLEHVQAR
LTL SYNRRGDLA IHLISPMGTRSTLLAARPHDYSADGFNDWAFMTTHSWDEDPSGEWVLEIENTSEANNY
GTLTKFTLVLYGTASEGLSAPPESSGCKLTSSQACVVCEEGLSLHQBKSCVQRCPPGFTPPQVLDTHYSTE
NDVEIIRASVCTPCHASCATCQGPAPTDCLSCPHASLDPVEQTCRSQSQSSRESRPQPPPALRPEVEV
EPRLRAGLASHLPEVLAGLSCLIIALIFGIVFLFLHRCSGFSFRGVKVVYTMDRGLISYKGLPPEAWQECC
PSDSEDEDEGRGERTAFIKDQSAL
```

TRTRPLEQKLI SEEDLAANDILDYKDDDDKV

Restriction Sites: Sgfl-MluI

Cloning Scheme:

Cloning sites used for ORF Shutting:



* The last codon before the Stop codon of the ORF

- ACCN:** NM_019331
- ORF Size:** 2379 bp
- OTI Disclaimer:** The molecular sequence of this clone aligns with the gene accession number as a point of reference only. However, individual transcript sequences of the same gene can differ through naturally occurring variations (e.g. polymorphisms), each with its own valid existence. This clone is substantially in agreement with the reference, but a complete review of all prevailing variants is recommended prior to use. [More info](#)
- OTI Annotation:** This clone was engineered to express the complete ORF with an expression tag. Expression varies depending on the nature of the gene.
- Components:** The ORF clone is ion-exchange column purified and shipped in a 2D barcoded Matrix tube containing 10ug of transfection-ready, dried plasmid DNA (reconstitute with 100 ul of water).

Reconstitution Method:

1. Centrifuge at 5,000xg for 5min.
2. Carefully open the tube and add 100ul of sterile water to dissolve the DNA.
3. Close the tube and incubate for 10 minutes at room temperature.
4. Briefly vortex the tube and then do a quick spin (less than 5000xg) to concentrate the liquid at the bottom.
5. Store the suspended plasmid at -20°C. The DNA is stable for at least one year from date of shipping when stored at -20°C.

RefSeq: [NM_019331.1](#), [NP_062204.1](#)

RefSeq Size: 4259 bp

RefSeq ORF: 2382 bp

Locus ID: 54281

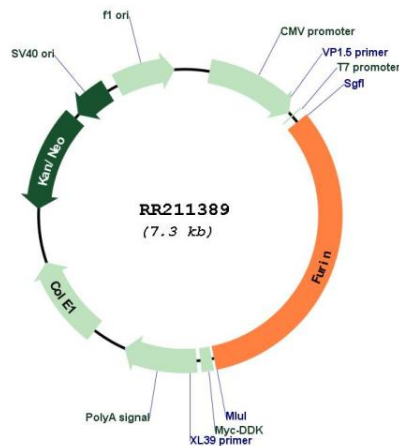
UniProt ID: [P23377](#)

Cytogenetics: 1q31

MW: 86.7 kDa

Gene Summary: may be one of several enzymes involved in the proteolytic processing of extracellular superoxide dismutase (EC-SOD) [RGD, Feb 2006]

Product images:



Circular map for RR211389