

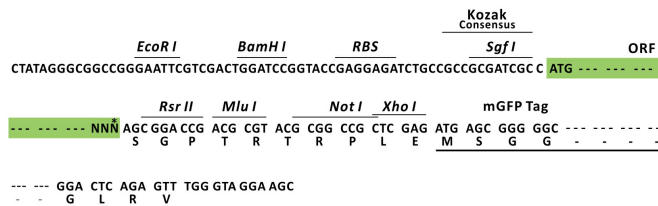
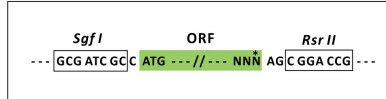
Product datasheet for RR210821L4

Isyna1 (NM_001013880) Rat Tagged Lenti ORF Clone

Product data:

Product Type:	Expression Plasmids
Product Name:	Isyna1 (NM_001013880) Rat Tagged Lenti ORF Clone
Tag:	mGFP
Symbol:	Isyna1
Mammalian Cell Selection:	Puromycin
Vector:	pLenti-C-mGFP-P2A-Puro (PS100093)
E. coli Selection:	Chloramphenicol (34 ug/mL)
ORF Nucleotide Sequence:	The ORF insert of this clone is exactly the same as(RR210821).
Restriction Sites:	Sgfl-RsrII
Cloning Scheme:	

Cloning sites used for ORF Shuttling:



* The last codon before the Stop codon of the ORF.

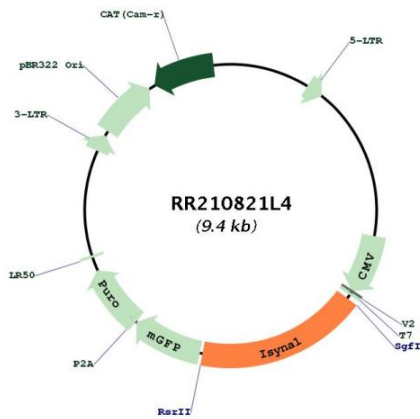
ACCN:	NM_001013880
ORF Size:	1671 bp



[View online »](#)

OTI Disclaimer:	The molecular sequence of this clone aligns with the gene accession number as a point of reference only. However, individual transcript sequences of the same gene can differ through naturally occurring variations (e.g. polymorphisms), each with its own valid existence. This clone is substantially in agreement with the reference, but a complete review of all prevailing variants is recommended prior to use. More info
OTI Annotation:	This clone was engineered to express the complete ORF with an expression tag. Expression varies depending on the nature of the gene.
Components:	The ORF clone is ion-exchange column purified and shipped in a 2D barcoded Matrix tube containing 10ug of transfection-ready, dried plasmid DNA (reconstitute with 100 ul of water).
Reconstitution Method:	<ol style="list-style-type: none"> 1. Centrifuge at 5,000xg for 5min. 2. Carefully open the tube and add 100ul of sterile water to dissolve the DNA. 3. Close the tube and incubate for 10 minutes at room temperature. 4. Briefly vortex the tube and then do a quick spin (less than 5000xg) to concentrate the liquid at the bottom. 5. Store the suspended plasmid at -20°C. The DNA is stable for at least one year from date of shipping when stored at -20°C.
RefSeq:	NM_001013880.2 , NP_001013902.2
RefSeq Size:	1881 bp
RefSeq ORF:	1674 bp
Locus ID:	290651
UniProt ID:	Q6AYK3
Cytogenetics:	16p14
Gene Summary:	Key enzyme in myo-inositol biosynthesis pathway that catalyzes the conversion of glucose 6-phosphate to 1-myo-inositol 1-phosphate in a NAD-dependent manner. Rate-limiting enzyme in the synthesis of all inositol-containing compounds (By similarity).[UniProtKB/Swiss-Prot Function]

Product images:



Circular map for RR210821L4