

Product datasheet for **RR210374**

Ap1b1 (NM_017277) Rat Tagged ORF Clone

Product data:

Product Type:	Expression Plasmids
Product Name:	Ap1b1 (NM_017277) Rat Tagged ORF Clone
Tag:	Myc-DDK
Symbol:	Ap1b1
Synonyms:	Adtb1
Vector:	pCMV6-Entry (PS100001)
E. coli Selection:	Kanamycin (25 ug/mL)
Cell Selection:	Neomycin



[View online »](#)

ORF Nucleotide Sequence:

>RR210374 representing NM_017277
 Red=Cloning site Blue=ORF Green=Tags(s)

TTTTGTAATACGACTCACTATAGGGCGGCCGGGAATTCGTCGACTGGATCCGGTACCGAGGAGATCTGCC
 GCC**CGCATCGCC**

ATGACTGACTCAAATACTTCACAACAACCAAGAAAGGGGAGATCTTCGAGTTGAAGGCAGAGCTTAACA
 GTGACAAGAAGGAGAAGAAGAAGGAGGCAGTAAAGAAAGTGATTGCATCAATGACCGTGGCCAAAGATGT
 CAGTGCTCTCTCCCTGATGTGGTGAAGTGCATGCAGACAGACAACCTGGAGCTAAAGAAGCTGGTGTAC
 CTGTAATTGATGAACTATGCCAAGAGTCAGCCTGACATGGCCATTATGGCTGTCAACACCTTCGTGAAGG
 ACTGTGAGGACCCCAACCCCTTATCCGGGCCCTGGCTGTGAGGACTATGGGCTGCATCCGAGTTGACAA
 GATCACAGAGTACTTGTGTGAACCACTCCGAAATGCCTGAAGGATGAAGACCCATATGTGCGCAAGACA
 GCAGCTGTGTGTAGCCAAGCTCCACGACATCAACGCCAGCTGGTAGAGGACCAGGGTTTCTGGACA
 CACTCAAAGACCTCATCTGACTCTAACCCATGGTGGTAGCAAATCGAGTGGCTGCCCTGTGAGAGAT
 CGCTGAGTCTACCCAGTAGCAACCTGCTTGACTTGAAGGCACAGTCTATCAACAAGCTGCTGACGGCC
 CTTAATGAGTGCACCGAGTGGGCCAGATCTTCATTCTGGACTGTCTGGGCAACTACATGCCAAGGATG
 ACCGTGAGGCCAGAGCATCTGCGAGCGGGTCACTCCTAGGCTTCCCATGCCAACTCTGCTGTGGTGTCT
 GTCCGAGTGAAGGTCTGATGAAGTTCATGGAGATGCTGTCTAAGGACCTGGACTACTATGCCACACTA
 CTCAAGAAGCTGGCCCTCCCCTGGTCAACCCTGCTGTCAGCAGAGCCAGAGCCGAGTATGTGCCTCTGC
 GCAATATTAACCTCATTGTACAGAAAAGGCCAGAGATTTGAAGCATGAAATGAAGGTTTTCTTTGTGAA
 GTACAATGACCCCATCTATGTGAAGCTGGAGAACTGGACATTATGATCCGCCTGGCCTCCCAGGCCAAC
 ATTGCCAGGTTTTGGCAGAACTCAAAGAGTACGCGACAGAAGTAGATGTGGATTTGTACGGAAGGCAG
 TCGCTGCCATTGGCCGCTGTGCCATCAAGTGGAGCAATCTGCAGAGCGTGTGTGAGCACATTGGCTTGA
 TCTCATCCAGACCAAGGTCAACTATGTGGTCCAGGAAGCCATTGTGGTCAATAAGACATCTTCCGCAAG
 TACCCCAACAAGTACGAGAGTGTGATAGCCACACTGTGTGAGAATCTGGACTCGTGGATGAGCCTGAGG
 CTCGCGCTGCTATGATCTGGATAGTGGCGAGTATGCTGAGCGGATTGACAATGCGGACGAGCTGCTTGA
 GAGCTTCTCGACGGTTCATGACGAGAGCACCAGGTCCAGCTACAGCTGCTGACAGCCATTGTGAAG
 CTCTTCTGAAGAAGCCAACAGAGACGCAGGAGCTGGTGCAGCAGGTCTCAGTTTGGCCACTCAGGACT
 CGGACAATCCAGACCTTCGGGACCGTGGCTACATCTACTGGCGCTGCTCTCCACGGACCTGTAGCTGC
 CAAAGAGGTGGTACTGGCTGAGAAGCCCTCATCTCAGAAGAGACAGACCTTATTGAGCCACACTGCTG
 GATGAACCTCATCTGCTACATTGGCACACTGGCCTCTGTCTACCACAAGCCACCCAATGCCTTTGTGGAGG
 GCGGCCGGGAGTGGTGCACAAGAGTCTGCCACCTCGCACTGCCTCGAGCGAAAGCACAGAGAGCCCTGA
 GGCAGCCCTGCCGGAGCACCTGCTAGTGACCAGCCTGATGTCATTCTGCCAGGGTGACCTGTTAGGT
 GACCTCTCAACCTGGACCTTGGGCCCCAGTGAAGTGGCCACCCCTTGGCTGCCTCCTCAGTGCAGATGG
 GAGCTGTGGATCTTCTTGGTGGTGGCCTCGACAGCCTGATGGGGATGAGCCTGAAGGGATTGGAGACAG
 CAACTTTGGGACCTCCAGCATCAGTGGCGGGCAGCACCAGCCAGACTTGGAGCACCCGTGAGCAGT
 GGCTTAAGTGACCTCTTGGACCTGACCAGTGGAGTGGGCACCCCTCAGGGTCTATGTCGCTCCCAAAG
 CAGTTTGGCTCCCTGCCATGAAGGCCAAGGGCTGGAAATCTCTGGCACCTTACCCGGCAGGTGGCTC
 CATCTCCATGGATCTGCAGCTGACTAACAAGCCCTGCAGTGCATGACAGATTTCCGATCCAGTTTAA
 CGGAACAGCTTTGGCTTGGCCCGCTGCGCCACTCCAAGTGCACGCCCACTGAGCCCAACCAGACGG
 TGAGATCTCCCTGCCTCTTAACACGGTGGGCTCAGTCAAGATGGAGCCTCTGAACAATCTTCAAGT
 GGCTGTGAAGAACAACATTGACGTCTTCTACTTCAAGCACTTTGTACCACTGCATGTCCTCTTCTGGAG
 GACGGGAAGTGGACCGGACAGTGTCTGGCCACATGGAAGGACATTCCAACGAGAATGAAGCCAGT
 TCCAGATCAGAGACTGCCCGCTGAACACAGAGGCTGCAAGCAGCAAGCTGCAAAGCAGTAACATTTTAC
 TGTGCCAAGAGGACTGTGGAGGGCCAGGACATGCTCTACCAATCTCTGAAGTTGACCAATGGCATCTGG
 GTGCTGGCAGAGCTGCGGATCCAGCCAGGCAACCCAGTTTACGCTGTCCCTGAAGTGTGAGCCCCAG
 AGGTGTCCAGCATGATATCCAGGCCTACGAGACCATCTCAAGAAC

ACGCGTACGCGGCCGCTCGAGCAGAAACTCATCTCAGAAGAGGATCTGGCAGCAAATGATATCCTGGATT
 ACAAGGATGACGACGATAAGGTTTAA

Protein Sequence: >RR210374 representing NM_017277
 Red=Cloning site Green=Tags(s)

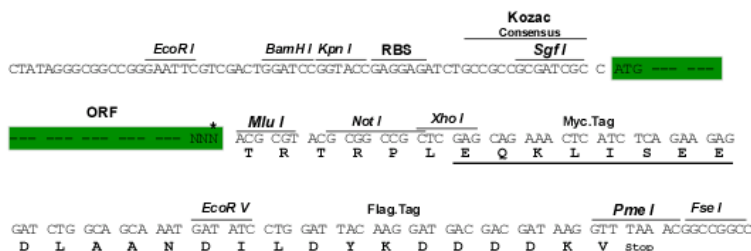
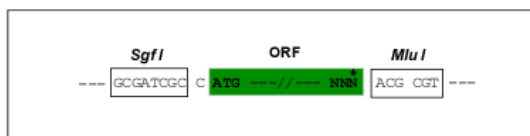
MTDSKYFTTTKKGEIFELKAEKNSDKKEKKKEAVKKVIASMTVGKDVSA LFPD VVNCMQTDNLELKKLVY
 LYLMNYAKSQPDMAIMAVNTFFVKDCEDPNPLIRALAVRTMGCIRVDKITEYLCEPLRKCLKDEDPYVRKT
 AAVCVAKLHDINAQLVEDQGF LDTLKDLSDSNPMVAVNRVAALSEIAESHPSNLLDLKAQSINKLLTA
 LNECTEWAQIFILDCLGNYPKDDREAQSI CERVTPRLSHANSVAVL SAVKVL MFKMEMLSKDLDYYATL
 LKKLAPPLVTLLSAEPEPQYVPLRNINLIVQKRPEILKHEMKVFFVKYNDPIYVKLEKLDIMIRLASQAN
 IAQVLAELKEYATEVDVDFVRKAVRAIGRAIKVEQSAERCVSTLLDLIQTKVNYVYVQEAI VVIKDI FRK
 YPNKYESVIATL CENLDSLDEPEARAAMIWIVGEYAERIDNADELLESFLDGFHDESTQVQLQLLTAIVK
 LFLK KPTETQELVQQVLSLATQSDNPDLRDRGYIYWRLLSTDPVAAKEVVLAEKPLISEETDLIEPTLL
 DELICYIGTLASVYHKPPNAFVEGGRGVVHKSLPRTASSESTESPEAAPAGAPASDQPDVIPAQGDLLG
 DLLNLDLGPVSGPPLAASSVQMGAVDLLGGGLDSL MGDEPEGIGDSNFGAPPASVAAAAPARLGAPVSS
 GLSDLFDLTSGVGTLSGSYVAPKAVWL PAMKAKGLEISGTFTRQVGSISMDLQLTNKALQVMTDFAIQFN
 RNSFGLAPAAPLQVHAPLSPNQTVEISLPLNTVGSVMKMEPLNQLQVAVKNNIDVFYFSTLYPLHLVFE
 DGKMDRQMFLATWKDIPNENAQFQIRD CPLNTEAASSKLQSSNIFTVAKRTVEGQDMLYQSLKLTNGIWI
 VLAELRIQPGNPSFTLSLK CRAPEVSQHDIQAYETILKN

TRTRPLEQKLISEEDLAANDILDYKDDDDKV

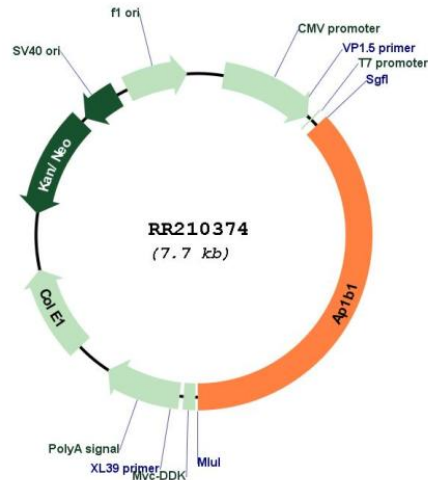
Restriction Sites: SgfI-MluI

Cloning Scheme:

Cloning sites used for ORF Shutting:



* The last codon before the Stop codon of the ORF

Plasmid Map:


ACCN: NM_017277

ORF Size: 2847 bp

OTI Disclaimer: The molecular sequence of this clone aligns with the gene accession number as a point of reference only. However, individual transcript sequences of the same gene can differ through naturally occurring variations (e.g. polymorphisms), each with its own valid existence. This clone is substantially in agreement with the reference, but a complete review of all prevailing variants is recommended prior to use. [More info](#)

OTI Annotation: This clone was engineered to express the complete ORF with an expression tag. Expression varies depending on the nature of the gene.

Components: The ORF clone is ion-exchange column purified and shipped in a 2D barcoded Matrix tube containing 10ug of transfection-ready, dried plasmid DNA (reconstitute with 100 ul of water).

Reconstitution Method:

1. Centrifuge at 5,000xg for 5min.
2. Carefully open the tube and add 100ul of sterile water to dissolve the DNA.
3. Close the tube and incubate for 10 minutes at room temperature.
4. Briefly vortex the tube and then do a quick spin (less than 5000xg) to concentrate the liquid at the bottom.
5. Store the suspended plasmid at -20°C. The DNA is stable for at least one year from date of shipping when stored at -20°C.

RefSeq: [NM_017277.1](#), [NP_058973.1](#)

RefSeq Size: 3679 bp

RefSeq ORF: 2850 bp

Locus ID: 29663

UniProt ID: [P52303](#)

Cytogenetics: 14q21

MW: 104.6 kDa

Gene Summary: may direct receptors for inclusion in clathrin coated vesicles [RGD, Feb 2006]