

Product datasheet for **RR210353**

Sptbn1 (NM_001013130) Rat Tagged ORF Clone

Product data:

Product Type:	Expression Plasmids
Product Name:	Sptbn1 (NM_001013130) Rat Tagged ORF Clone
Tag:	Myc-DDK
Symbol:	Sptbn1
Synonyms:	Spnb1; Spnb2
Vector:	pCMV6-Entry (PS100001)
E. coli Selection:	Kanamycin (25 ug/mL)
Cell Selection:	Neomycin
ORF Nucleotide Sequence:	>RR210353 representing NM_001013130 Red=Cloning site Blue=ORF Green=Tags(s)

TTTTGTAATACGACTCACTATAGGGCGGCCGGAATTCGTCGACTGGATCCGGTACCGAGGAGATCTGCC
GCC**CGGATCGCC**

ATGACGACCACGGTGGCCACAGACTATGACAACATTGAGATCCAGCAGCAGTACAGCGATGTGAACAACC
GCTGGGACGTGGATGACTGGGACAATGAGAACAGCTCTGCACGGCTCTTTGAGCGCTCCCGCATCAAGGC
CCTGGCAGATGAGCGTGAAGCTGTACAGAAGAAGACCTTCACCAAGTGGGTCACTCCCACCTTGCCCGA
GTGTCCTGCCGAATCACAGACCTGTACACTGACCTTCGAGATGGACGGATGCTCATCAAACACTACTGGAGG
TCCTCTCTGGAGAGAGGCTGCCTAAACCCACTAAGGGACGGATGCGCATCCACTGTCTGGAGAATGTCTGA
CAAGGCTCTTCAGTTCCTGAAGGAGCAGAGAGTCCATCTCGAGAACATGGGCTCCCATGATATTGTGGAT
GGAAACCACCGGCTGACCCTCGGCCTCATCTGGACCATTATCCTGCGCTTCAGATCCAGGATATCAGTG
TGGAGACTGAAGATAACAAAGAGAAAAAGTCTGCTAAGGATGCATTGCTGCTGTGGTGCCAGATGAAGAC
AGCTGGGTACCCTAATGTCAACATTCACAATTTACCAGTGGAGGGATGGCATGGCCTTCAATGCA
CTGATACACAAACACCGCCTGACCTGATAGATTTTATAAACTGAAGAAATCGAATGCACACTACAATC
TGCAGAATGCATTTAACCTGGCAGAGCAGCACCTTGGCCTTACTAACTGTTAGACCTGAAGATATCAG
CGTGGACCACCCTGATGAGAAGTCCATCATCAGTATGTGGTCACTTACTACCCTACTTCTCCAAGATG
AAGGCCTTGGCTGTCTGAAGGAAAGCGCATTGGGAAGGTGCTTGATAATGCTATAGAAACAGAGAAAATGA
TTGAGAAGTATGAGTCGCTTGTCTGACCTTCTGGAGTGGATTGAACAAACCATCATCATTCTAAACAA
CCGCAATTTGCTAATTCAGTGGTTGGGGTCCAGCAGCAGCTTCAGGCATTCAACACGTACCGCACAGTG
GAGAAACCACCTAAGTTTACTGAGAAGGGGAATTTGGAGGTGCTGCTTTTACAATTCAGAGCAAGATGA
GAGCTAATAATCAGAAGGTCTACATGCCCGAGAAGGGAAGCTCATCTCTGATATCAACAAGGCCTGGGA
AAGACTGGAAAAAGCAGAACATGAGAGAGAACTGGCTCTGCGGAATGAGCTCATACGGCAGGAAAACTG
GAACAACCTGCCCGCAGATTCGATCGCAAGGCAGCTATGAGAGAGACATGGCTGAGCGAAAAACAGCGTC
TTGTCTCTCAGGACAACCTTTGGATTTGACCTTCTGCAAGTTGAGGCGCCACCAAAAAACATGAGGCCAT
CGAGACTGACATTTGCGGCGTATGAAGAGCGAGTGCAGGCTGTGGTGGCTGTGGCCAGGGAGCTTGAAGCA
GAGAGCTATCATGACATCAAGCGCATCACAGCGAGGAAGGACAATGTCATCCGCCTCTGGGAGTACTTGC



[View online »](#)

TGGAAGTCTCAGGGCCAGGAGGCAGCGTCTTGAGATGAACCTGGGACTGCAAAAGATATCCAGGAAAT
 GCTTTATATTATGGACTGGATGGATGAAATGAAGGTGCTATTGCTGTCTCAGGACTATGGCAAACACTTG
 CTCGGTGTGAAGACTTGTACAGAAGCATGCCCTGGTTGAAGCAGACATTGCAATCCAAGCAGAACGTG
 TGAGAGGTGTGAATGCCTCTGCCAGAAGTTCGCAACAGATGGGAAGGCTACAAGCCATGCGACCCCA
 GGTAATCCGAGACCGTGTGGCCACATGGAATTCTGCTATCAAGAACTCTGTCAGCTGGCAGCTGAGCGT
 AGGGCTCGCCTGGAAGAGTCTCGTCCCTCTGGAAGTCTCTGGGAGATGGCGGAGGAGGAAGGCTGGA
 TACGGGAGAAGGAGAAGATCCTGCTCTGATGACTATGGGAAAGACCTGACTAGTGTGCATGCCCTGCT
 GAGCAAGCACAGGGCTTTTGAGGATGAGATGAGTGGCCGTAGTGGCCATTTTGAGCAGGCCATTAAGAA
 GGTGAAGACATGATTGCAGAGGAACACTTTGGATCAGAAAAGATCCGTGAGAGAATCAGTTACATTCGAG
 AGCAGTGGGCCAACCTGGAGCAGCTCTCAGCCATTAGGAAGAAGCGCCTAGAGGAGGCTCATTGCTGCA
 CCAGTTCAGGCTGATGCTGATGACATCGACGCTTGGATGTTAGATATACTCAAGATTGTGTCCAGCAAC
 GATGTGGCCATGATGAGTATCCACACAGTCTCTGGTCAAGAAGCATAAAGATGTGCCAGAAGAGATCT
 CCAACTACAGACCCACTATTGACACACTGCATGAGCAAGCCGGTCTCTCTCAAGCACACGCAGAGTC
 TCCAGATGTGAAGGGCCGCTGGCAGGAATTGAGGAGCGTTACAAGGAGGTGGCAGAGTTAACACGGCTA
 AGGAAGCAGGCACTGCAGGACACCTGGCTCTGTACAAGATGTTCAAGTGGCTGATGCCCTGTGAGCTCT
 GGATCGACGAGAAGGAGCAGTGGCTCAACAACATGCAGATCCCAGAGAAGCTGGAGGACCTGGAAGTCAT
 CCAGCACAGATTTGAGAGCCTAGAACCAGAAAATGAACAACCAGGCTTCCCGGGTGTGTGGTGAACCGAG
 ATTGACAGGCGAGCTGATGCACAGTGGCCATCCCAGCGAAAAGGAAATCAGAGCTCAGCAGGACAACTCA
 ACACGAGGTGGAGTCAAGTTCAGAGAAGTGGTGGACAGGAAGAAGGATGCTCTTGTCCGCCCTGAGCAT
 CCAGAACTACCACCTCGAGTGAATGAAACCAATCCTGGATCCGGGAGAAGACCAAGGTGATCGAGTCT
 ACCCAAGACCTTGGCAATGACCTGGCAGGTGTCATGGCCCTGCAGCGCAAGCTGACCGGCATGGAACGAG
 ACTTGGTAGCCATCGAGGCGAAGCTGAGTGACCTGCAGAAGGAAGCCGAGAAGCTTGAGTCCGAGCACCC
 TGACCAGGCTCAAGCCATCCTGTCTGACTGGCTGAGATCAGTGACGTGTGGGAGGAGATGAAGCAAC
 CTGAAGAACCAGAGAAGCCTCGTGGGAGAGGCCAGCAAGCTGCAGCAGTTCTCGCCGACTTGGATTGACT
 TCCAGTCTTGGCTCTCCAGGACCCAGACTGCTATTGCCTCAGAGGACATGCCCAATACCCTGACTGAGGC
 AGAGAAGCTTCTCACACAGCATGAGAACATCAAAAACGAGATTGACAATTACGAGGAAGACTACCAGAAG
 ATGCGGGACATGGGCGAGATGGTCACGCAGGGACAGACTGATGCCAGTACATGTTTCTGCGGCAGCGGT
 TGCAGGCCTTGGACACAGGCTGGAACGAGCTCCACAAAATGTGGGAGAACAGGCAAAAATCTCTCTCCA
 GTCCCATGCTACCAGCAGTTCTTAGGGACACGAAACAGGCTGAAGCTTCTTAATAACCAGGAGTAT
 GTTTTGGCTCATACTGAAATGCCACCACCTGGAAGGAGCTGAAGCAGCCATTAAGAAGCAGGAGGACT
 TCATGACCACCATGGATGCCAATGAGGAGAAGATCAATGCTGTTGTGGAGACTGGCCGGAGGCTGGTGGAG
 CGATGGGAATATCAACTCCGACCCATCCAGGAGAAGGTGGACTCTATTGATGACAGGCACAGAAAGAAT
 CGAGAAGCAGCCAGTGAACCTTTGATGAGGTTAAAGGACAACCGTATCTACAGAAGTCTGCAAGATT
 GTCAAGAGCTGTCCCTCTGGATCAATGAAAAGATGCTTACAGCTCAGGACATGTCTTATGATGAAGCCAG
 AAACCTGCACAGTAAATGGTTAAAGCATCAAGCATTTATGGCAGAAGTTCATCCAACAAAGAATGGCTT
 GACAAAATTGAGAAGGAAGGAATGCAGCTTATTTAGAAAAGCCAGAAAACAGAGGCTGTGGTGAAGGAGA
 AACTCACTGGTTTACATAAAATGTGGGAAGTCTTGAATCCACAACCCAGACCAAGGCCAGAGGCTCTT
 CGATGCGAACAAGGCTGAGCTCTCACGCAGAGCTGTGCAGACCTCGACAAAATGGCTGCATGGCCTGGAG
 AGCCAGATTCAATCTGACGACTATGGCAAAGACCTCACCCTAGCGCCAAAACAAGTTCTAGATGGAG
 CCTCTGTGTTCTTCTGATGACTCTTGCCCCCAGATGCTGGAGAATCAGATGGAAGAGGGGAAGAGC
 ACAGATGAGGGTGGACAGCAAACGCCTCACTGTGCAGACCAAGTTCATGGAGCTTCTGGAGCCCTTGAAT
 GAAAGGAAGCATAATCTGCTGGCTTCCAAGGAGATCCACCAGTTCAACAGGGATGTAGAGGACGAGATTC
 TGTGGGTTGGCGAGAGGATGCCTTTGGCAACTTCCACAGATCATGGCCACAACCTTCAAAGTGTGCAGCT
 GTTAATAAAGAAAAACCAGACCTCCAGAAAGAAATCCAGGGACACCAGCCTCGTATTGATGACATCTTT
 GAGAGGAGCCAAAACATCATCACAGATAGCAGCAGCCTCAATGCCGAGGCTATCAGACAGAGGCTCGCCG
 ATCTGAAGCAGCTGTGGGGCTCCTCATTGAGGAACTGAGAAAACGCCATAGACGGCTCGAGGAGGCACA
 CAAGGCCAGCAATACTACTTTGATGCAGCTGAAGCAGAGGCATGGATGAGTGAACAGGAACTGTACATG
 ATGCTGAGGAAAAGGCCAAGGATGAGCAGAGTGTCTCCATGTTGAAAAGCACCAGATTTTGGAAC
 AGGCTGTTGAGGACTATGCAGAGACAGTGCACCAGCTCTCCAAGACCAGCCGGGCACTGGTGGCTGACAG
 CCATCCCAGAAAGTGAAGCTATTAGCATGCGGCAGTCAAAGGTCGACAAGCTGTATGCTGGCCTGAAGGAC
 CTTGCTGAGGAGAGGAGAGGGAAGTGTGATGAGAGGCACAGGCTATTCCAGCTCAACAGGGAGGTAGATG
 ACCTGGAACAGTGGATCGCCGAGAGGGAAGTGGTGCAGGCTCCCATGAGTTGGGACAGGACTATGAGCA

TGTCACGATGTTACAAGAACGGTTCGAGAATTTGCTCGAGACACAGGAAACATTGGGCAGGAGCGTGTA
GATACAGTTAACCACATGGCAGATGACCTCATCAATTCTGGACATTCAGATGCTGCGACTATTGCTGAGT
GGAAAGATGGTCTCAATGAAGCCTGGGCTGACCTCCTGGAGCTCATTGACACGAGAACACAGATTCTTGC
TGCCTCTTACGAACTTCATAAGTTTTACCATGATGCCAAGGAGATCTTTGGCCGCATCCAGGACAAAAC
AAGAACTCCCTGAGGAGCTTGAAGAGATCAGAACACCGTGGAGACTTTACAGAGAATGCACACCACCT
TTGAACATGACATCCAAGCTCTGGGCACTCAGGTGAGGCAGCTGCAGGAGGATGCAGCCCGCTCCAAGC
AGCCTATGCAGGGGACAAGGCTGACGACATCCAAAAGCGTGAGAACGAGGTCCTGGAAGCCTGGAAGTCC
CTGCTGGATGCTTGTGAGGGTCGCAGGGTGC GGCTAGTAGACACGGGAGACAAGTTCCGCTTCTCAGCA
TGGTGCCTGACCTCATGCTCTGGATGGAAGATGTCATCCGGCAAATCGAGGCCAGGAGAAACCCGGGA
TGTGTCATCTGTTGAACTGTTAATGAATAATCATCAAGGCATCAAAGCTGAAATCGATGCTCGTAATGAC
AGTTTTACAGCTTGCATTGAACTGGGAAAGCCCTGCTGGCAAGGAAACACTATGCTTCTGAGGAGATCA
AGGAAAAGTTACTGCAGTTGACGGAGAAAAGAAAAGAAATGATCGACAAGTGGGAAGACCGATGGGAGTG
GTTAAGACTGATTTTGGAGGTCCATCAGTTCTCAAGAGATGCCAGTGTGGCTGAGGCTTGGCTGCTGGGA
CAGGAGCCATACCTATCCAGCCGCGAAATCGGCCAGAGTGTGGATGAAGTGGAGAAGCTTATTAAGGCC
ATGAGGCATTTGAAAAATCTGCAGCGACCTGGGATGAGAGATTCTGCCCTGGAAGGTTGACAACATT
GGAGCTACTGGAAGTGCAGACAGCAAGAGGAAGAAGAAAGAAAGAGGGCACCACCGTCTCCGGAGCCA
AGCGCGAAGGTTTCAGAGGAGGCTGAGTCCCAGCAATGGGACACTTCAAAGGAGACCAAGTTTCCAGA
ATGGTTTTGCCGGCTGAGCAGGGATCTCCACGGATGGCAGGAACCATGGAACAAGTGAATGGTCAACGG
TGCTGCTGAGCAGAGGACAAGCTCCAAAGAATCCAGTCTGTTCCTTCTCCCACCTCGGACCGCAAGGCC
AAATCTGCACTTCCAGCCAGAGTGTGCCACCCTGCCAGCCAGGACCCTGGAGACGCCTGCGGCCCAGA
TGGAAGGCTTCTCAATCGGAAGCACGAGTGGGAGGCCACAATAAGAAAGCCTCAAGCAGGTCTGGCA
CAATGTTTATTGTGTCATAAATAACCAAGAAATGGGCTTCTACAAGATGCCAAGAGTGTGCTTCTGGC
GTCCCTACCACAGTGAAGTCCCTGTGAGTTTGAAGAGGCCATCTGCGAAGTGGCCCTTGATTACAAGA
AGAAGAAGCATGTGTTCAAGCTAAGACTAAGTGTGGCAACGAGTACCTTCCAAGCCAAAGATGATGA
TGAAATGAACACATGGATCCAGGCTATCACCTCTGCCATCTCCTGACAAGCACGACACGTCTGCCAGC
ACCCAGAGTACGCCAGCATCCAGCCGAGCGCAGACCTTACCCACCAGCGTCGTCACCATCACCAGCGAGT
CCAGTCTGGCAAGAGGGAGAAGGACAAAGAGAAAAGACAAAGAGAAGCGGTTTCAGCCTTTTCGGCAAGAA
GAAG

ACGCGTACGCGGCCGCTCGAGCAGAACTCATCTCAGAAGAGGATCTGGCAGCAAATGATATCCTGGATT
ACAAGGATGACGACGATAAGGTTTAA

Protein Sequence:

>RR210353 representing NM_001013130
 Red=Cloning site Green=Tags(s)

MTTAVATDYDNIEIQQYSDVNNRWDVDDWENSSARLFERSRIKALADEREAVQKKTFTKVVNSHLAR
 VSCRITDLYTDLRDGRMLIKLLEVL SGERLPKPTKGRMRIHCL ENVDKALQFLKEQRVHLENMGSHDIVD
 GNHRLTLGLIWTIILRFQIQDISVETEDNKEKKSADALLWCQMKTAGYPNVNIHNF TTSWRDGMAFNA
 LIHKHRPDLIDFDKLLKSNAHYNLQNAFNLAEQHLGLTKLLDPEDISVDHPDEKSIITYVVTYYHYFSKM
 KALAVEGKRIGKVLDNAIETEKMIKEYESLASDLEWIEQTIIILNNRKFANSLVGVQQQLQAFNTYRTV
 EKPPKFTTEKGNLEVLLFTIQSKMRANNQKYYMPREGKLS DINKAWERLEKAEHERELALRNELIRQEKL
 EQLARRFRKAAMRETWLS ENQRLVSQDNFGFDLPAVEAATKKHEAIETDIAAYEERVQAVVAVARELEA
 ESYHDIKRITARKDNVIRLWEYLLELLRARRQRL EMNLGLQKIFQEMLYIMDWMDEMVKVLLLSQDYGKHL
 LGVEDLLQKHALVEADIAIQAERVGVNASAQKFATDGEQYKPCDPQVIRDRVAHMEFCYQELCQLAAER
 RARLEESRRLWKFFWEMAE EEGWIREKEKILSSDDYGD L T SVMRLLSKHRAFEDEMSGRSGHFQAIKE
 GEDMIAEEHF GSEKIRERISYIREQWANLEQLSAIRKKRLEEASLLHQFQADADDIDAWMLDILKIVSSN
 DVGHDEYSTQSLVKKHKDVAEEISNYRPTIDTLHEQAGALPQAHAESPDVKGRLAGIEERYKEVAELTRL
 RKQALQDTLALYKMFSEADACELWIDEKEQWLNMQIPEKLEDLEVIQHRFESLEPEMNQASRVAVVNVQ
 IARQLMHS GHPSEKEIRAQQDKLNTRWSQFREL VDRKKDALLSALSIQNYHLECNETKSWIREKTKVIES
 TQDLGNDLAGVMALQRKLTGMRDLVAIEAKLS DLQKEAEKLESEHPDQAQAILSRLAEISDVWEEMKTT
 LKNREASLGEASKLQQFLRDLDLDFQSWLSRTQTAIASEDPNTL TEAEKLLTQHENIKNEIDNYEEDYQK
 MRDMGEMVTQGGTDAQYMF LRQRLQALDTGWNELHKMWENRQNL SQSHAYQQFLRDTKQAEAFNNQEY
 VLAHTEMPTTLEGAAEAIKKQEDFMTTDANEKINAVVETGRRLVSDGNINSDRIQEKVDSIDDRHRKN
 REAASELLMRLKDNRD LQKFLQDCQELSLWINEKMLTAQDMSYDEARNLH SKWLKHQAFMAELASNKEWL
 DKIEKEGMQLISEKPETEAVVKEKLTGLHKMWEVLESTTQTKAQR LFDANKAELFTQSCADLKWHLGLE
 SQIQSDDYGD L T T SAQNKVLDGASVFLLMYSCPPRCWRIRWKRGRAQMRVDSKRLTVQTKFMELLEPLN
 ERKHNL L ASKEIHQFN RDVEDEILWVG ERMPLATSTDHGHNLQTVQLLIKKNQTLQKEIQGHQPRIDDIF
 ERSQNIITDSSSLNAEAI RQRLADLKQLWGLLIEETEKRRHRLLEE AHKAQQYYFDAEAEAWMSEQELYM
 MSEEKAKDEQSAVSMLKKHQILEQAVEDYAETVHQLSKTSRALVADSHPE SERISMRQSKVDKLYAGLKD
 LAEERRGKLDERHRLFQLNREVDLEQWIAEREVVAGSHELGDQYEHVTMLQERFREFARDTGNIGQERV
 DTVNHMADDLINSGHSDAATIAEWK DGLNEAWADLLELIDTRTQILAASYELHKFYHDAKEIFGRIQDKH
 KKLPEELGRDQNTVETLQRMHTTFEHDIQALGTQVRQLQEDAARLQAAYAGDKADDIQKRENEVLEAWKS
 LLDACEGRRVRLVDTGDKFRFFSMVRDMLWMEDVIRQIEAQEKPRDVSSVELLMNNHQGIKAEIDARND
 SFTACIELGKALLARKHYASEEIKEKLLQLTEKRKEMIDKWEDRWEWRLILEVHQFSRDASVAEAWLLG
 QEPYLSREIGQSVDEVEKLIK RHEAFEKSAATWDERFSALERLTTLELLEVRRQQEEEEERKRRPPSPEP
 SAKVSEEAESQWDTSGGDQVSQNLPAEQGSPRMAGT METSEMVNGAAEQRTSSKESSPVSPSTDRKA
 KSALPAQSAATLPARTLETPAAQMEGFLNRKHEWEAHNKKASSRSHVNYCVINNQEMGFYKDAKSAASG
 VPYHSEVPVSLKEAICEVALDYKKKKHVFKLR LSDGNEYLFQAKDDDEMNTWIAITSAISSDKHDT SAS
 TQSTPASSRAQTLPTSVVTITSESSPGKREKDKKDKERFSLFGKKK

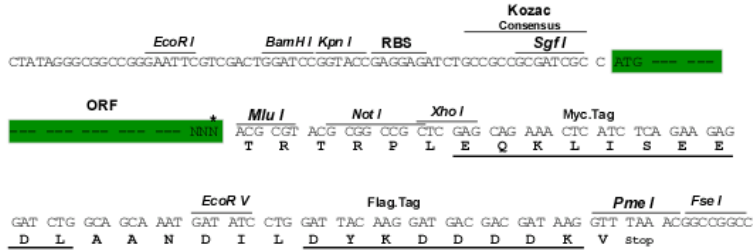
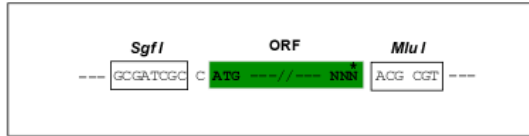
TRTRPLEQKLISEEDLAANDILDYKDDDDKV

Restriction Sites:

Sgfl-Mlul

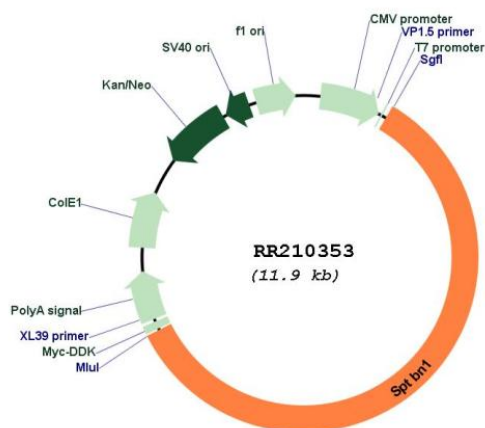
Cloning Scheme:

Cloning sites used for ORF Shutting:



* The last codon before the Stop codon of the ORF

Plasmid Map:



ACCN: NM_001013130

ORF Size: 7074 bp

OTI Disclaimer: The molecular sequence of this clone aligns with the gene accession number as a point of reference only. However, individual transcript sequences of the same gene can differ through naturally occurring variations (e.g. polymorphisms), each with its own valid existence. This clone is substantially in agreement with the reference, but a complete review of all prevailing variants is recommended prior to use. [More info](#)

OTI Annotation: This clone was engineered to express the complete ORF with an expression tag. Expression varies depending on the nature of the gene.

Components: The ORF clone is ion-exchange column purified and shipped in a 2D barcoded Matrix tube containing 10ug of transfection-ready, dried plasmid DNA (reconstitute with 100 ul of water).

Reconstitution Method:

1. Centrifuge at 5,000xg for 5min.
2. Carefully open the tube and add 100ul of sterile water to dissolve the DNA.
3. Close the tube and incubate for 10 minutes at room temperature.
4. Briefly vortex the tube and then do a quick spin (less than 5000xg) to concentrate the liquid at the bottom.
5. Store the suspended plasmid at -20°C. The DNA is stable for at least one year from date of shipping when stored at -20°C.

RefSeq: NM_001013130.1, NP_001013148.1

RefSeq Size: 7332 bp

RefSeq ORF: 7077 bp

Locus ID: 305614

Cytogenetics: 14q22

MW: 273.6 kDa

Gene Summary: a short form of beta II spectrin that lacks a pleckstrin homology domain and has a different C-terminal sequence; subcellular localization differs from that of the long form [RGD, Feb 2006]