

Product datasheet for **RR210129**

Adgrl2 (NM_134408) Rat Tagged ORF Clone

Product data:

Product Type:	Expression Plasmids
Product Name:	Adgrl2 (NM_134408) Rat Tagged ORF Clone
Tag:	Myc-DDK
Symbol:	Adgrl2
Synonyms:	Cirl-2; Cirl2; Cl2ac; Lphn2
Vector:	pCMV6-Entry (PS100001)
E. coli Selection:	Kanamycin (25 ug/mL)
Cell Selection:	Neomycin
ORF Nucleotide Sequence:	>RR210129 representing NM_134408 Red=Cloning site Blue=ORF Green=Tags(s)

TTTTGTAATACGACTCACTATAGGGCGCCGGAATTCGTCGACTGGATCCGGTACCGAGGAGATCTGCC
GCC**CGATCGCC**

ATGGTGTCTTCTGGTTGCAGAATGCGAAGTCTCTGTTTATCATGATAATCAGTTTCTCACGAATACCG
AAGTTTTAGCAGAGCAGCCTTGCCATTCGGGTTAGTTAGACGAGAGCTGCTCTGTGAAGTTATTCTAT
AGACCTGCGATGTCCGGGCAGTGACGTCATCATGATCGAGAGCGCAAACACTACGGTCGGACGGACGACAAG
ATCTGCGACGCAGACCCCTTTCAGATGGAGAACACAGACTGCTACCTCCCTGATGCCTTCAAATCATGA
CTCAAAGGTGCAACAACCGAACACAGTGTGTAGTATTACCGGGTCAGATGTATTTCTGATCCATGTCC
TGGAACCTACAAATACCTTGAAGTTCAATATGAATGTGTCCCTTACATGGAGCAAAAAGTTTTGTGTGT
CCTGGAACCTTGAAGCAATTGTGGACTCTCCAAGTATCTATGAAGCTGAGCAAAAAGGCAGGTGCTTGGT
GCAAGGACCCCTTCAGGCTGCAGATAAAATTTATTTTATGCCCTGGACTCCCTACCGCACCGATACCTT
AATAGAATATGCTTCTTTAGAAGATTTCAAACAGCCGCCAGACAACAACATACAAACTTCAAACCGA
GTGGACGGTACTGGATTTGTGGTGTATGACGGGCAGTCTTCTCAACAAAGAAAGAACGAGAAACATTG
TTAAATTTGACTTGAGGACTAGAATCAAGAGTGGGGAGCCATAATCAACTACGCCAATACCATGACAC
TTCACCCTACAGATGGGGGGGAAGACTGACATTGACCTGGCAGTGGATGAAAATGGCTTGTGGTTCATC
TACGCCACCGAGCAGAACAACGGAATGATCGTGATTAGCCAGCTCAATCCGTACACTCTCCGATTGGAAG
CAACCTGGGAGACGACGTATGACAAGCGTGCAGCGTCCAATGCTTTCATGATATGCGGGGTCTCTACGT
GGTCAGGTGAGTACCAAGACAATGAAAGCGAAGCTGGCAAGAAGCTCATCGACTACATTTACAACACA
AGGTTGAGCCGGGAGAGCAGTGGACGTTCCCTTCCCAACAGTACCAGTACATCGCTGCAGTGGATT
ACAACCAAGAGACAACCAACTCTACGTATGGAACAATAACTTTATCTTACGGTATTCTCTGGAGTTTGG
TCCACCCGACCTGCCAAGTGCCTACCACAGCTGTGACAATAACTTCTCAGCTGAGCTGTTCAAACCC
ACAGTGTCAACCAAGCAGTACTTACAGAGAGGCCCGTGAGCAGCACAGTCGCTGGTCTCAGGAAG
GAAGCCGAGGGACAAGCCACCTCCAGCAGTCTCTACAACAAAATTCTCCTGTAAACAAATATTTTCC
CCTGCCAGAGAGATTCTGCGAAGCGTTAGAAAATGAAGGGGATAAAGTGGCCTCAGACACAAGGGGGATG
ATGTTGAGCGACCGTGTCCAAGGGAACAAGGGAACGGCCTCGTATCTCTGCATGGCTTCCACAGGAA



CCTGGAACCCGAAGGGCCCGGATCTTAGCAACTGCACCTCTCACTGGGTGAATCAGCTGGCCCAGAAGAT
CAGAAGTGGAGAGAATGCTGCAAGTCTGGCCAACGAACTGGTAAGCACACCAAGGGGACGGTGTTCGCT
GGGGATGTGAGCTCCTCTGTGAGGCTGATGGAACAGTTGGTGGACATCCTGGATGCCAGCTGCAGGAGC
TGAAACCGAGCGAGAAGGACTCGGCCGGGAGGATTATAACAAGCTCCAAAAACGAGAGAAGACATGCAG
GGCTTACCTTAAGGCCATTGTGGACACAGTAGATAACCTTCTGAGAGCCGAGACTTTGGACTGCTGGAAA
CACATGAATTCCTCAGAGCAGGGCAGACAGCCACCATGCTGTTGGACACCTTGGAAAGAGGAGCATTG
TCCTGGCAGACAACCTTTTGAACCAACCCGGTCTCAATGCCAACGGATAATATTGTTCTAGAAGTCGC
TGTCTCAGCACGGAAGGACAGGTCCAAGACTTCACTTCCATCTCGGCTTCAAGGGGGCCTTCAGCTCC
ATCCAGCTCTCAGCCAACACCGTCAAGCAAAAACAGCAGAAAACGGGCTGGCAAAGTGGTATTTCATCATTT
ACCGGAGTCTGGGACCATTCTGAGCACCGAAAAATGCGACCGTCAAACCTGGGCGCAGACCTCCTGGGTGC
GAACAGCACCATCGCAGTGAACCTGCACGTCCTTTTCACTCCATCAATAAGGAGTCCAGCCGTGTGTAC
TTGACAGACCCGGTGCTTTTTTCAATGCCACACATTGATTCTGACAATATTTCAACGCAAACCTGCTCT
TCTGGAACACTCAGAGAGAACCATGATGGGATATTGGTCTACCCAGGGCTGCAAGCTGGTTGACACTAA
TAAAACCTGCACGACGTGTGCATGCAGCCACTAACCAATTTTGTATTCTCATGGCCACAGGGAATT
GTGTACAAAGATGGCGTCCACAAATTGCTGCTGACAGTCAACCTGGGTGGGCATCGTTGTCTCCCTCG
TCTGCCTGGCTATCTGCATCTTACCTTCTGCTTCTTCCGAGGCTGCAAAGCGACCGCAACACGATCCA
CAAGAACCTGTGTATCAACCTTTCATCGCTGAGTTTATTTTCTAATAGGCATTGATAAAAACAGTAC
ACGATTGGCTGCCCGTGTGGCAGGACTCCTGCACCTTTTCTTCTGGCTGCTTTTTCTGGATGTGCC
TAGAAGGTGTGCAGCTCTACCTCATGTTGGTGAAGTTTTCGAGAGTGAATACTCAAGGAAGAAGTATTA
CTATGTGCGCCGGTACCTTCCCTGCCACAGTGGTGGTGTTCAGCTGCTATCGACTACAAGAGTTAC
GGGACACTAGAGGCTTGTGGCTTACGTTGATAACTATTTTATATGGAGTTTATTGGGCTGTACTT
TCATATTCTGCTAAATATTTTTCTGGTGATCAGCTGTGCAAAAATGGTGAACATTCAAACACTTT
GAAACAGATTCTAGCAGTTGGAAAACATTAATAATTACCGTGTGGTGGTGAATACTATAACGGAC
TTACCTGGCTATGAAGATAATAAGCCATTTATCAAGTCTTGGGTGCTCGGTGCGTTTCGCCCTGTGTGC
TCTGGGCTAACCTGGTCTTTGGTGTCTTTTTGTTAACGAGGAGACCGTTGTCATGGCTTATCTCTT
CACCGCTTAAATGCTTTCCAGGACTGTTATTTTTCATCTTCCACTGTGCTCTTCAAAGAAAAGTACGG
AAAGAGTATGCCAAGTGTTCAGACACTGGTACTGCTGTGGTGGCCTCCCGACCGAGAGCCCGCACAGCT
CTGTAAGGGCTCCACCTCCCGCACCAGTGTGCTACTCCTCTGGTACACAGAGCCGTATAAGAAGGAT
GTGGAATGACACCGTGAAGGAGCAGTCTGAATCGTCTTTTATCTCAGGTGACATCAATAGCACTTCTACC
CTTAATCAAGGAATGACTGGCAATTACCTACTAACAAACCCTCTTCTCGACCCACGGCACTAACAAAC
CCTATAACACATTGCTCGCTGAAACAGTTGTATGTAATGCCCTTACAGCGCCGTGTTTAACTACCAGG
ACATTCAGTGAACAATACCCGGGACACCAGCGCCATGGATACTCTACCGCTAAATGGTAACCTTCAACAAC
AGCTACTCCCTGCGCAAGGCCGACTACCACGACGGCGTGCAGGTTGTGGACTGTGGACTAAGTCTGAACG
ACACCGGCTTTGAGAAAATGATCATTTTCAAGTGTAGTGCACAACAACCTCCGGGGTAGCAACAAAACCCA
CAACTTGGAGCTCAAGCTCCCGTTAAACCCGTGATTGGCGGCAGCAGCAGCGAAGATGACGCGATCGTG
GCCGACGCTCATCTTTGATGCACGGTATAACCCAGGGCTGGAATTCGCCACAAGAGCTGGAGGCAC
CGCTCATCCCTCAGCGGACTCACTCGTCTGTACCAACCCAGAAAAAGTGAACCCGAGGCAACCGA
CAGTACGTCTCCAGCTGACGGCCGAGGCCGACGACACCTCCAGTCCCCAACAGAGACTCTCTGTAC
ACGAGCATGCCAACCTAAGAGACTCTCCCTACCCGAGAGCAGCCGGACATGGCAGAGGACCTGTCTC
CTCCAGGAGGAGCGAGAACGAGGACATTTACTACAAAAGTATGCCAATCTTGGGCTGGCCGCCAGCT
CCAGATGTGTACCAGATCAGCAGAGGCAATAGCGATGGCTACATCATCCCCATTAACAAAGAAGGGTGC
ATCCAGAGGGGACGTCAGGGAAGGACAGATGCAGTGGTAACAAGTCTT

ACGCGTACGCGGCCGCTCGAGCAGAACTCATCTCAGAAGAGGATCTGGCAGCAATGATATCCTGGATT
ACAAGGATGACGACGATAAGGTTTAA

Protein Sequence: >RR210129 representing NM_134408
 Red=Cloning site Green=Tags(s)

```

MVSSGCRMRLWFIMIIISFSPNTEGFSRAALPFGLVRRELSCEGYSIDLRCPGSDVIMIESANYGRTDDK
ICDADPFQMENTDCYLPDAFKIMTQRCNNRTQCVVVTGSDVFPDPCPGTYKYLEVQYECVPYMEQKVFVC
PGTLKAIVDSPSIYEAEQKAGAWCKDPLQAADKIYFMPWTPYRTDTLIEYASLEDFQNSRQTTTYKLPNR
VDGTGFVYVDGAVFFNKERTRNIVKFDLRTRIKSGEAIINYANYHDTSPYRWGGKTDIDLAVDENGLWVI
YATEQNNGMIVISQLNPYTLRFEATWETTYDKRAASNAFMICGVLVYVRSVYQDNESEAGKNVIDYIYNT
RLSRGEHVDVFPFNQYQYIAAVDYNPRDNQLYVWNNNFILRYSLEFGPPDPAQVPTTAVTITSSAELFKT
TVSTTSSTSQRGPVSSTVAGPQEGSRGKPPPAVSTTKIPPVTNIFPLPERFCEALEMKGIKWPQTRGM
MVERPCPKGTRGTASYLCMASTGTWNPKGPDLSNCTSHWVNQLAQKIRSGENAASLANELAKHTKGTVFA
GDVSSSVRLMEQLVDILDAQLQELKPKSEKDSAGRSYNKLGKREKTCRAYLKAIVDVTVDNLLRAETLDCWK
HMNSSEQAHTATMLLDTLEEGAFVLADNLLLEPTRVSMPTDNIVLEVAVLSTEGQVQDFTFHLGFKGAFSS
IQLSANTVKQNSRNLAKVVFIIYRSLGPFLSTENATVKLGADLLGRNSTI AVNSHVL SVSINKESSRVY
LTDPVLF SMPHIDSDNYFNANCSFWNY SERTMMGYWSTQGCKL VDTNKTRTT CACSHL TNFAILMAHREI
VYKDGVHKLLLTVITWVGIVVSLVCLAICIFTF CFFRGLQSDRNTIHKNLCINLFAEFIFLIGIDKTQY
TIACPVFAGLLHFFFLAAFSWMCLEGVQLYMLVEVFESEYSRKKYVYVAGYLF PATVVGVSAAIDYKSY
GTLEACWLHVDNYFIWSFIGPVTFIILLNII FLVITLCKMKHSNTLKPDSRLENINNYRVCDGYNTD
LPGYEDNPKPFIKSWVLGAFALLC LLGLTWSFGLLFVNEETVVMAYLFTAFNAFQGLFIFIFHCALQKQVR
KEYAKCFRHWYCCGGLPTESPHSSVKASTSRTSARYSSGTQSRIRRMWNDTVRKQSESSISGDINSTST
LNQGMTGNYL TNPLLRPHGTNNPYNTLLAETVVCNAPSAPVFNSPGHSLNNTDRDTSAMD TPLNGFNFN
SYSLRKADYHDGVQVVD CGLSLNDTAFEKMI ISELVHNNLRGSNKTHNLELKL PVKPVIGSSSEDDAIV
ADASSLMHGDNPGLEFRHKELEAPLIPQRTHSLLYQPQKKVKPEATDSYVSQLTAEAD EHLQSPNRDSL Y
TSPNLRDSPYEPSSPDMAEDLSPSRSENEDIYK SMPNLGAGRQLQMCYQISRNSDGYIIPINKEGC
IPEGDVREGQMQLVTSL
  
```

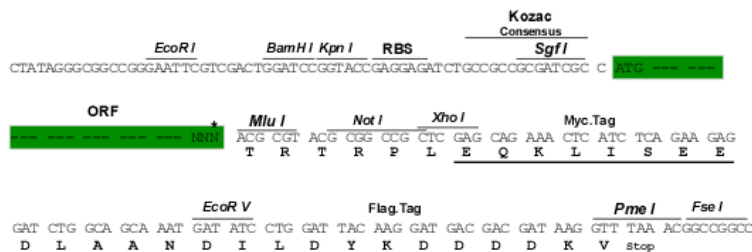
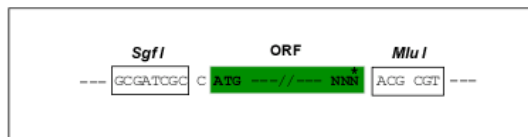
TRTRPLEQKLISEEDLAANDILDYKDDDDKV

Restriction Sites:

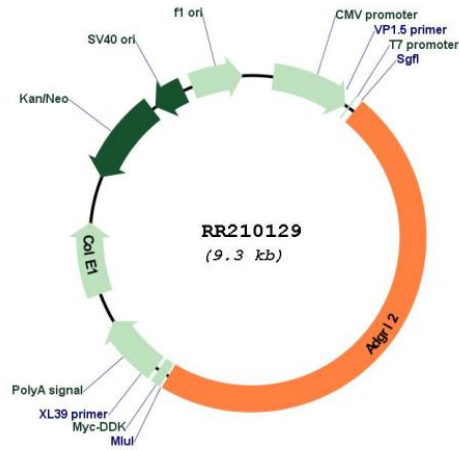
SgfI-MluI

Cloning Scheme:

Cloning sites used for ORF Shuttling:



* The last codon before the Stop codon of the ORF

Plasmid Map:


ACCN: NM_134408

ORF Size: 4461 bp

OTI Disclaimer: The molecular sequence of this clone aligns with the gene accession number as a point of reference only. However, individual transcript sequences of the same gene can differ through naturally occurring variations (e.g. polymorphisms), each with its own valid existence. This clone is substantially in agreement with the reference, but a complete review of all prevailing variants is recommended prior to use. [More info](#)

OTI Annotation: This clone was engineered to express the complete ORF with an expression tag. Expression varies depending on the nature of the gene.

Components: The ORF clone is ion-exchange column purified and shipped in a 2D barcoded Matrix tube containing 10ug of transfection-ready, dried plasmid DNA (reconstitute with 100 ul of water).

Reconstitution Method:

1. Centrifuge at 5,000xg for 5min.
2. Carefully open the tube and add 100ul of sterile water to dissolve the DNA.
3. Close the tube and incubate for 10 minutes at room temperature.
4. Briefly vortex the tube and then do a quick spin (less than 5000xg) to concentrate the liquid at the bottom.
5. Store the suspended plasmid at -20°C. The DNA is stable for at least one year from date of shipping when stored at -20°C.

RefSeq: [NM_134408.3](#), [NP_599235.3](#)

RefSeq Size: 5843 bp

RefSeq ORF: 4464 bp

Locus ID: 171447

UniProt ID: [O88923](#)

Cytogenetics: 2q45

MW: 166.8 kDa

Gene Summary: low affinity G-protein-coupled receptor for alpha-latrotoxin [RGD, Feb 2006]