

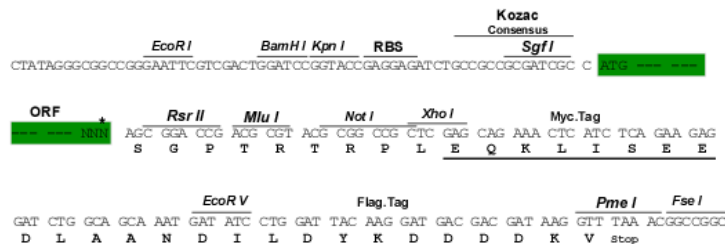
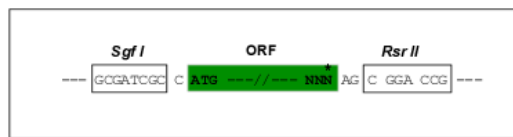
## Product datasheet for RR210008

### Hipk4 (NM\_001024776) Rat Tagged ORF Clone

#### Product data:

Product Type: Expression Plasmids  
 Product Name: Hipk4 (NM\_001024776) Rat Tagged ORF Clone  
 Tag: Myc-DDK  
 Symbol: Hipk4  
 Mammalian Cell Selection: Neomycin  
 Vector: pCMV6-Entry (PS100001)  
 E. coli Selection: Kanamycin (25 ug/mL)  
 Restriction Sites: SgfI-RsrII  
 Cloning Scheme:

Cloning sites used for ORF Shuttling:



\* The last codon before the Stop codon of the ORF

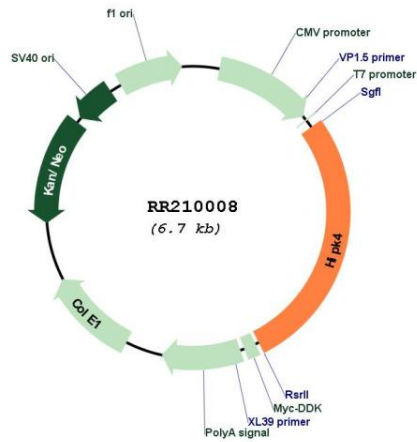
ACCN: NM\_001024776  
 ORF Size: 1848 bp



[View online >](#)

<b>OTI Disclaimer:</b>	The molecular sequence of this clone aligns with the gene accession number as a point of reference only. However, individual transcript sequences of the same gene can differ through naturally occurring variations (e.g. polymorphisms), each with its own valid existence. This clone is substantially in agreement with the reference, but a complete review of all prevailing variants is recommended prior to use. <a href="#">More info</a>
<b>OTI Annotation:</b>	This clone was engineered to express the complete ORF with an expression tag. Expression varies depending on the nature of the gene.
<b>Components:</b>	The ORF clone is ion-exchange column purified and shipped in a 2D barcoded Matrix tube containing 10ug of transfection-ready, dried plasmid DNA (reconstitute with 100 ul of water).
<b>Reconstitution Method:</b>	<ol style="list-style-type: none"><li>1. Centrifuge at 5,000xg for 5min.</li><li>2. Carefully open the tube and add 100ul of sterile water to dissolve the DNA.</li><li>3. Close the tube and incubate for 10 minutes at room temperature.</li><li>4. Briefly vortex the tube and then do a quick spin (less than 5000xg) to concentrate the liquid at the bottom.</li><li>5. Store the suspended plasmid at -20°C. The DNA is stable for at least one year from date of shipping when stored at -20°C.</li></ol>
<b>RefSeq:</b>	<a href="#">NM_001024776.1</a> , <a href="#">NP_001019947.1</a>
<b>RefSeq Size:</b>	2424 bp
<b>RefSeq ORF:</b>	1851 bp
<b>Locus ID:</b>	308449
<b>UniProt ID:</b>	<a href="#">Q4V793</a>
<b>Cytogenetics:</b>	1q21
<b>MW:</b>	69.3 kDa
<b>Gene Summary:</b>	Protein kinase that phosphorylates TP53, and thus induces TP53 repression of BIRC5 promoter (By similarity). May act as a corepressor of transcription factors (Potential). [UniProtKB/Swiss-Prot Function]

Product images:



Circular map for RR210008